

ISUZU

DIESEL ENGINE

6HK1 XYGD01

PARTS CATALOG

How to refer to the Parts Catalog

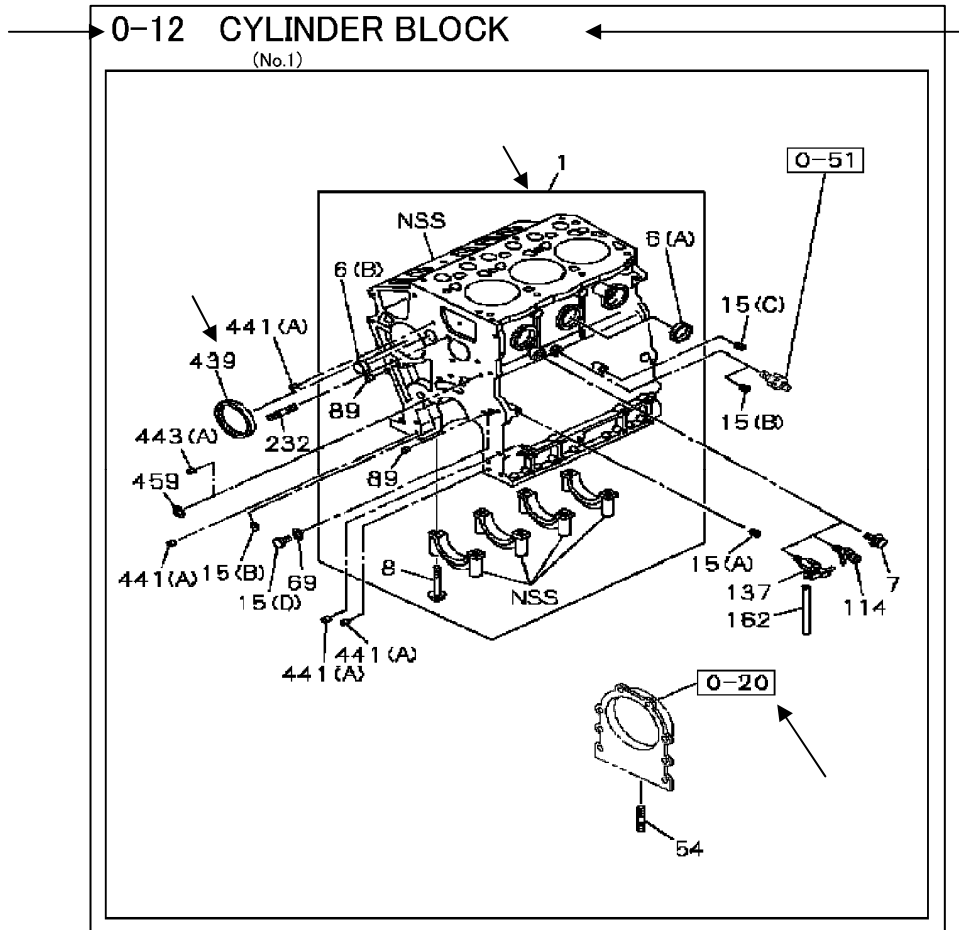


FIG. NO.

3-digit (X-XX) has been assigned to each section and illustration in the parts catalogue. The first digit from the right identifies the section originated in primary catalogue and the second and third digits identify the subsection.

For instance, "0-12" means Engine (0) and Cylinder Block (12).

Nomenclature of Illustrated Parts

The title contains a generic name(s) for the item(s) illustrated.

KEY NUMBER

The Key Number connects the illustrated part to the appropriate text.

Items described as "NSS" that stands of "Not Serviced Separately" are not a unit for replacement but is supplied in other unit such as assembly.

ASSEMBLY, KIT, SET AND COMPONENTS

Assembly, Kit or Set are shown by an enclosing line. The component in Assembly, Kit or Set is also shown by the enclosing line.

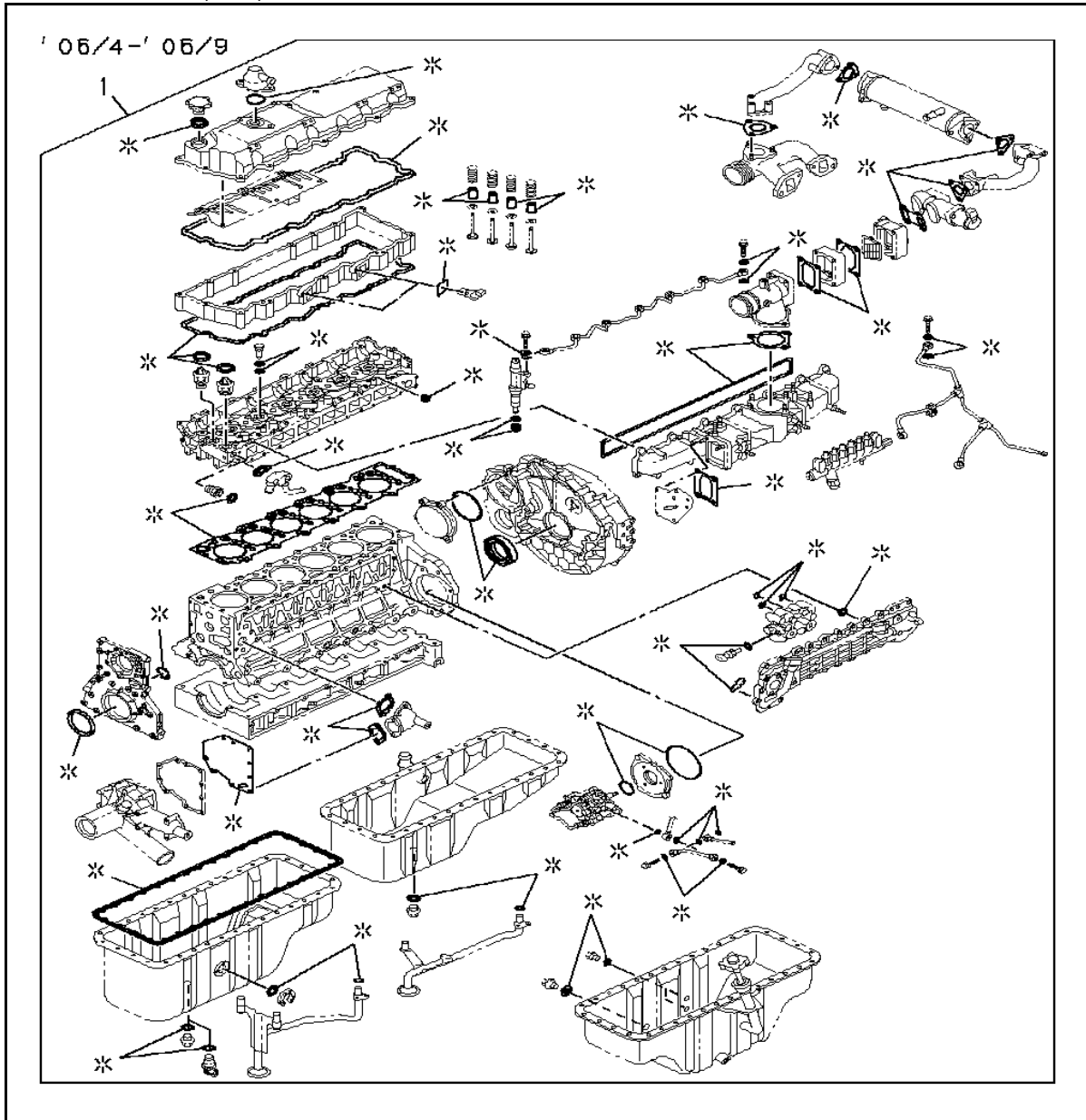
FIG. NO.

Key Number is not shown for Items to be used for reference. Such items are shown to describe the composition purpose and should refer to another section in the Parts Catalogue for details.

Section in the applicable catalog is shown next to the illustration.

0-05 ENGINE GASKET KIT

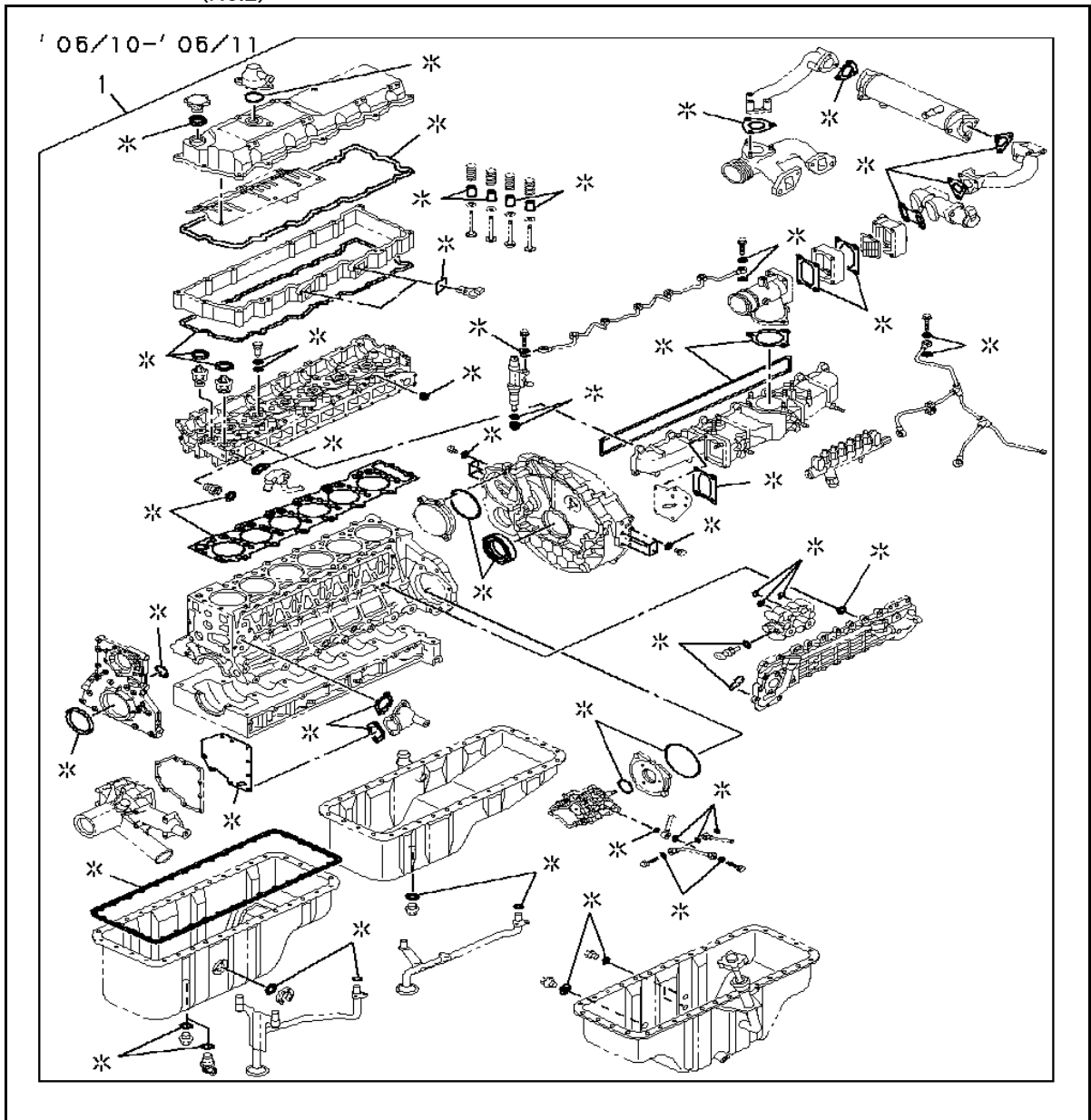
(No.1)



KEY No.	Part no.	qty	Part description
1	1-87813-038-0	1	GASKET SET; ENG OVERHAUL

0-05 ENGINE GASKET KIT

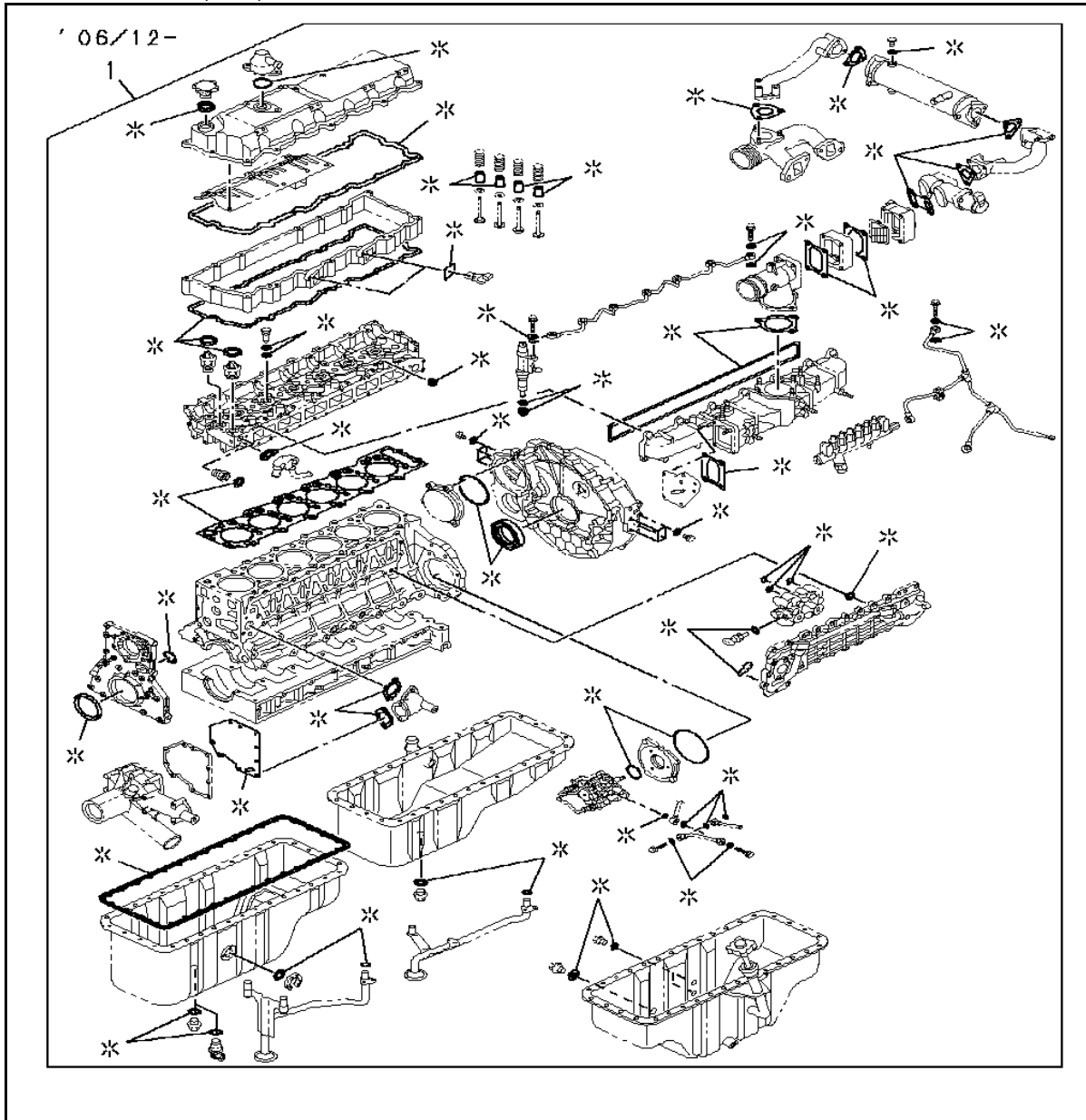
(No.2)



KEY No.	Part no.	qty	Part description
1	1-87813-067-0 <1-87813-163-0>	1	GASKET SET; ENG OVERHAUL

0-05 ENGINE GASKET KIT

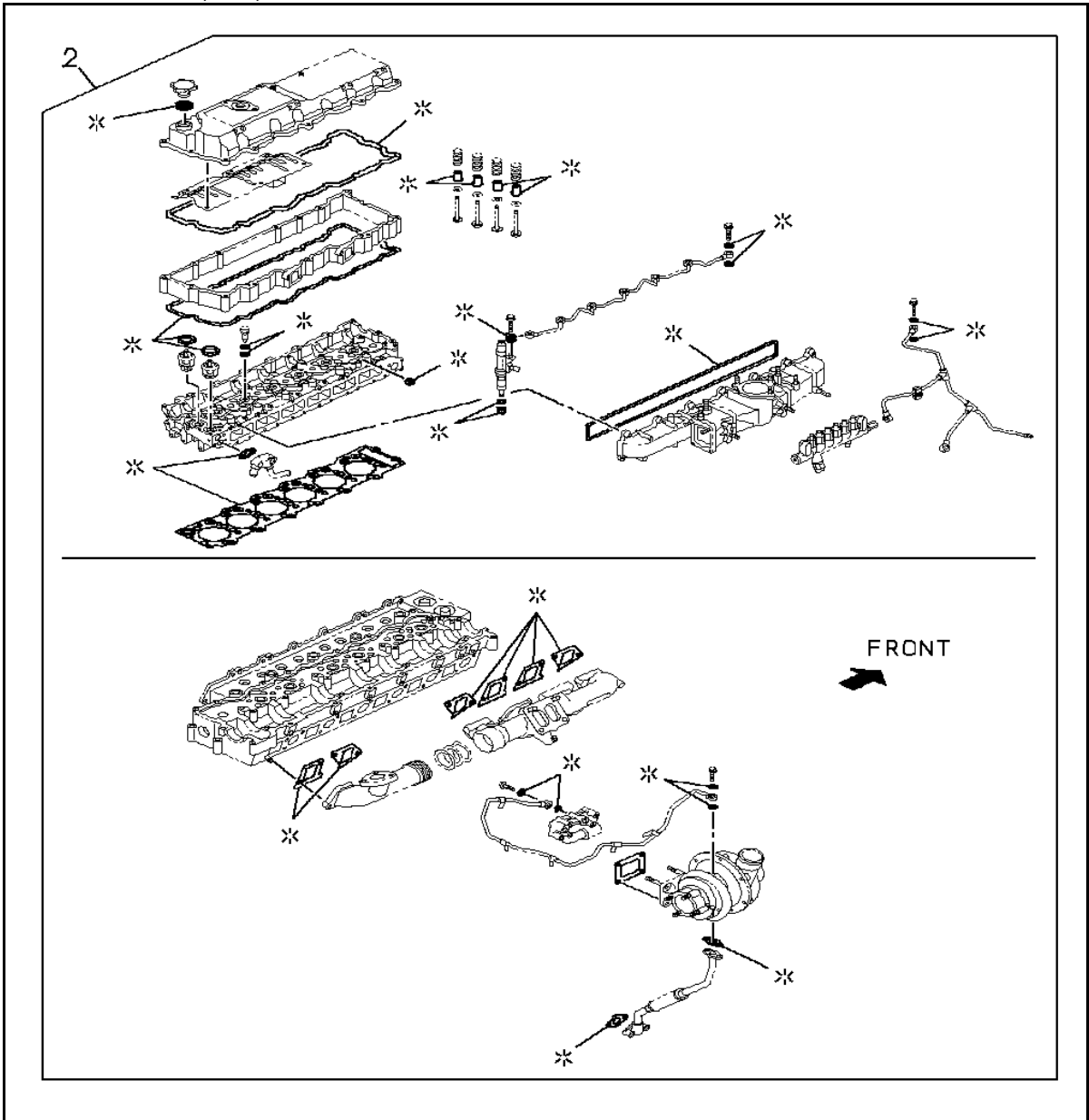
(No.3)



KEY No.	Part no.	qty	Part description
1	1-87813-163-0	1	GASKET SET; ENG OVERHAUL
1	1-87813-298-1 <1-87813-298-0>	1	GASKET SET; ENG OVERHAUL
1	1-87813-503-5	1	GASKET SET; ENG OVERHAUL

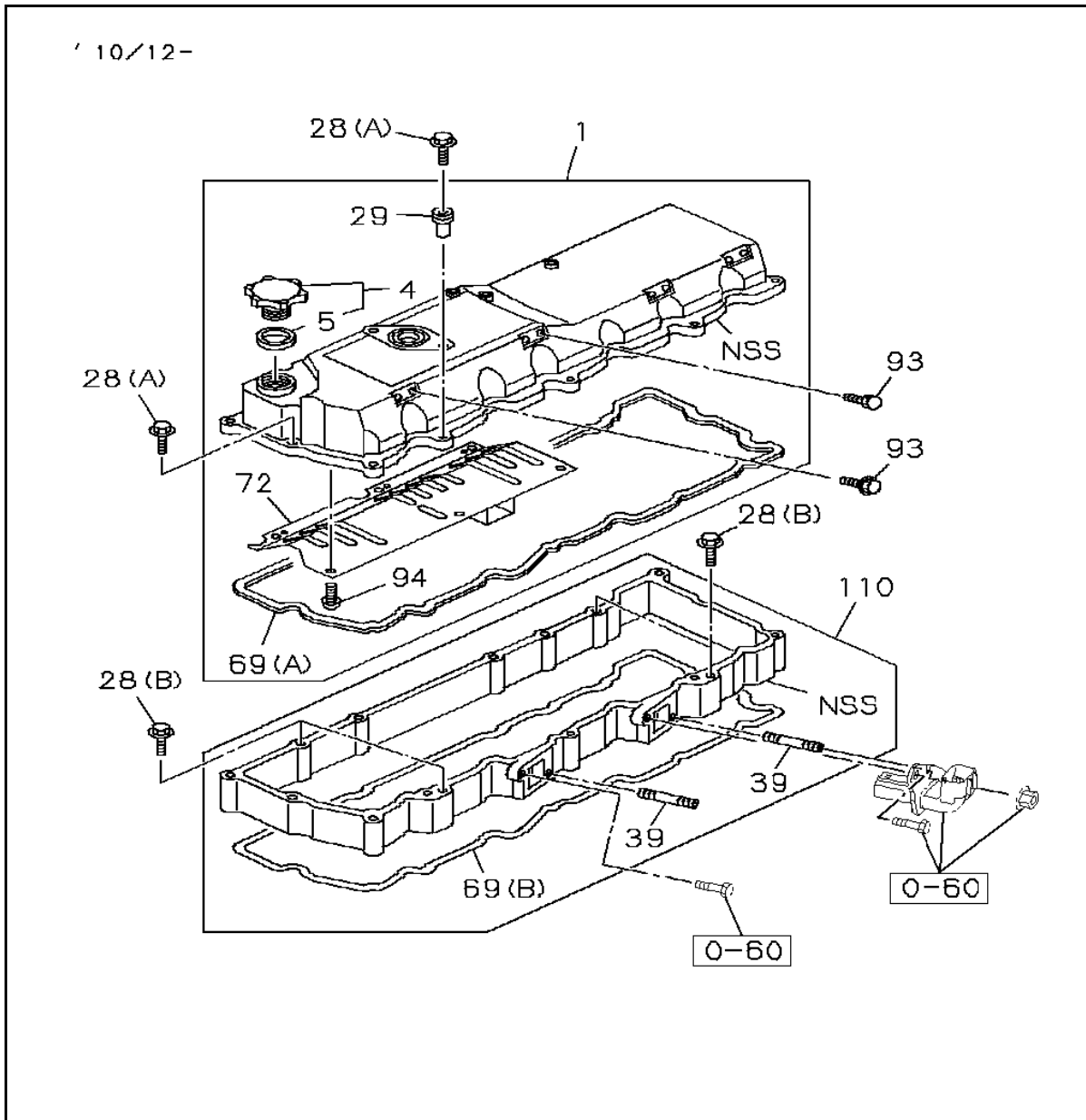
0-05 ENGINE GASKET KIT

(No.4)



KEY No.	Part no.	qty	Part description
2	1-87812-985-1	1	GASKET SET; ENG HD OVERHAUL
2	1-87813-070-0	1	GASKET SET; ENG HD OVERHAUL
2	1-87813-299-1	1	GASKET SET; ENG HD OVERHAUL
2	1-87813-504-5	1	GASKET SET; ENG HD OVERHAUL

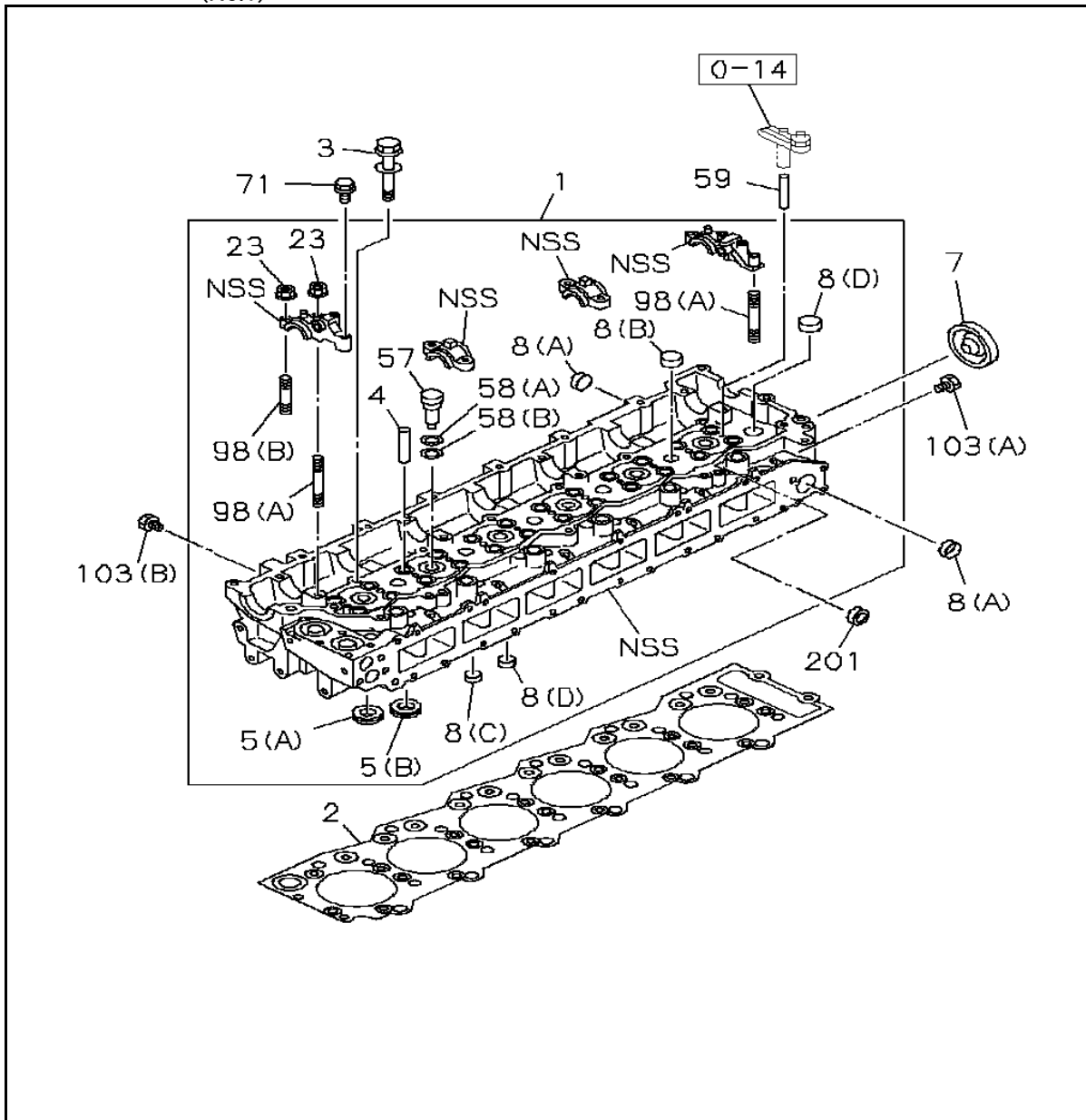
0-10 CYLINDER HEAD COVER



KEY No.	Part no.	qty	Part description
1	8-98043-402-0	1	COVER; CYL HD
4	8-94399-723-0	1	CAP; OIL FILLER
5	8-94399-689-0	1	GASKET; OIL FILLER ALSO INCLUDED IN GASKET SET(ENG.& HEAD)
28 (A)	0-28050-870-0	11	BOLT; HD COVER M8X70 FLANGE
28 (B)	0-28050-845-0	4	BOLT; HD COVER M8X45 FLANGE
29	8-94392-097-0 <8-97601-849-1>	11	RUBBER; MTG,HD COVER
39	8-94396-512-0	4	STUD; COVER,HD
69 (A)	8-94391-379-0	1	GASKET; HD TO COVER ALSO INCLUDED IN GASKET SET(ENG.& HEAD)
69 (B)	8-94391-380-0	1	GASKET; HD TO COVER ALSO INCLUDED IN GASKET SET(ENG.& HEAD)
72	8-98038-961-0	1	PLATE; INNER HD COVER
93	0-28050-812-0	8	BOLT; BRKT M8X12 FLANGE
94	0-35050-408-0	6	SCREW; BAFFLE PLATE,CYL HD COVER
110	8-94390-862-3	1	COVER; CYL HEAD LWR

0-11 CYLINDER HEAD

(No.1)

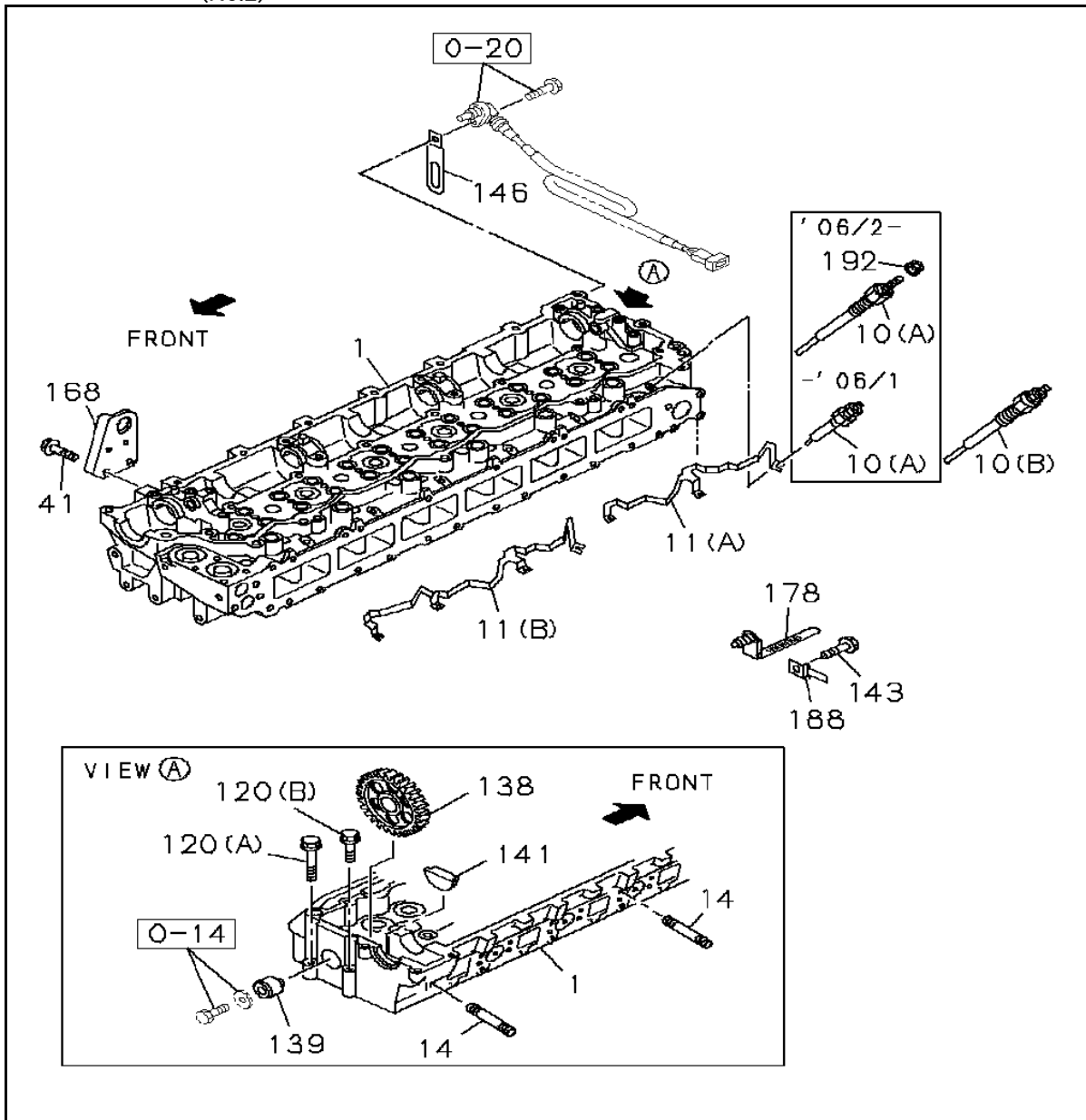


KEY No.	Part no.	qty	Part description
1	8-97606-996-8	1	HEAD ASM; CYL
1	8-98180-566-0	1	HEAD ASM; CYL
2	8-97601-819-5	1	GASKET; CYL HD ALSO INCLUDED IN GASKET SET(ENG.& HEAD)
3	8-94396-207-3	26	BOLT; CYL HD TO BLOCK M14X115 W/FLANGE
3	8-97077-638-0	26	BOLT; CYL HD TO BLOCK M14X115 W/FLANGE
4	8-94390-780-0	24	GUIDE; VLV
4	8-97376-719-2 <8-97376-719-1>	24	GUIDE; VLV
5 (A)	8-94395-888-1	12	SEAT; VLV INSERT INLET
5 (B)	8-98028-875-0	12	SEAT; VLV INSERT EXHAUST
7	8-97096-826-0	1	CUP; SEALING,CYL HEAD
8 (A)	1-09600-012-2	6	CUP; SEALING,WATER JACKET
8 (B)	1-09600-016-0	6	CUP; SEALING,WATER JACKET
8 (C)	5-11129-006-0	7	CUP; SEALING,WATER JACKET
8 (D)	9-11129-128-0	11	CUP; SEALING,WATER JACKET

KEY No.	Part no.	qty	Part description
23	0-91180-208-0	8	NUT; CAM BRKT
57	8-97606-661-0	6	SLEEVE; NOZZLE HOLDER
58 (A)	8-98004-187-0	6	GASKET; SLEEVE,NOZZLE HOLDER ALSO INCLUDED IN GASKET SET(ENG.& HEAD)
58 (B)	8-97604-916-0	6	GASKET; SLEEVE,NOZZLE HOLDER ALSO INCLUDED IN GASKET SET(ENG.& HEAD)
59	8-97381-603-1	12	GUIDE; BRIDGE
71	0-28050-835-0	2	BOLT; CAM BRKT
98 (A)	8-94322-512-2	2	STUD; CAM BRKT M8X54 L=79
98 (B)	8-94322-513-2	6	STUD; CAM BRKT M8X41 L=66
103 (A)	8-98003-416-0	1	PLUG; HD M8X10
103 (B)	8-97329-617-0	1	PLUG; HD M14X16.5
201	1-09639-034-0	6	GASKET; SLEEVE,INJ PUMP ALSO INCLUDED IN GASKET SET(ENG.& HEAD)

0-11 CYLINDER HEAD

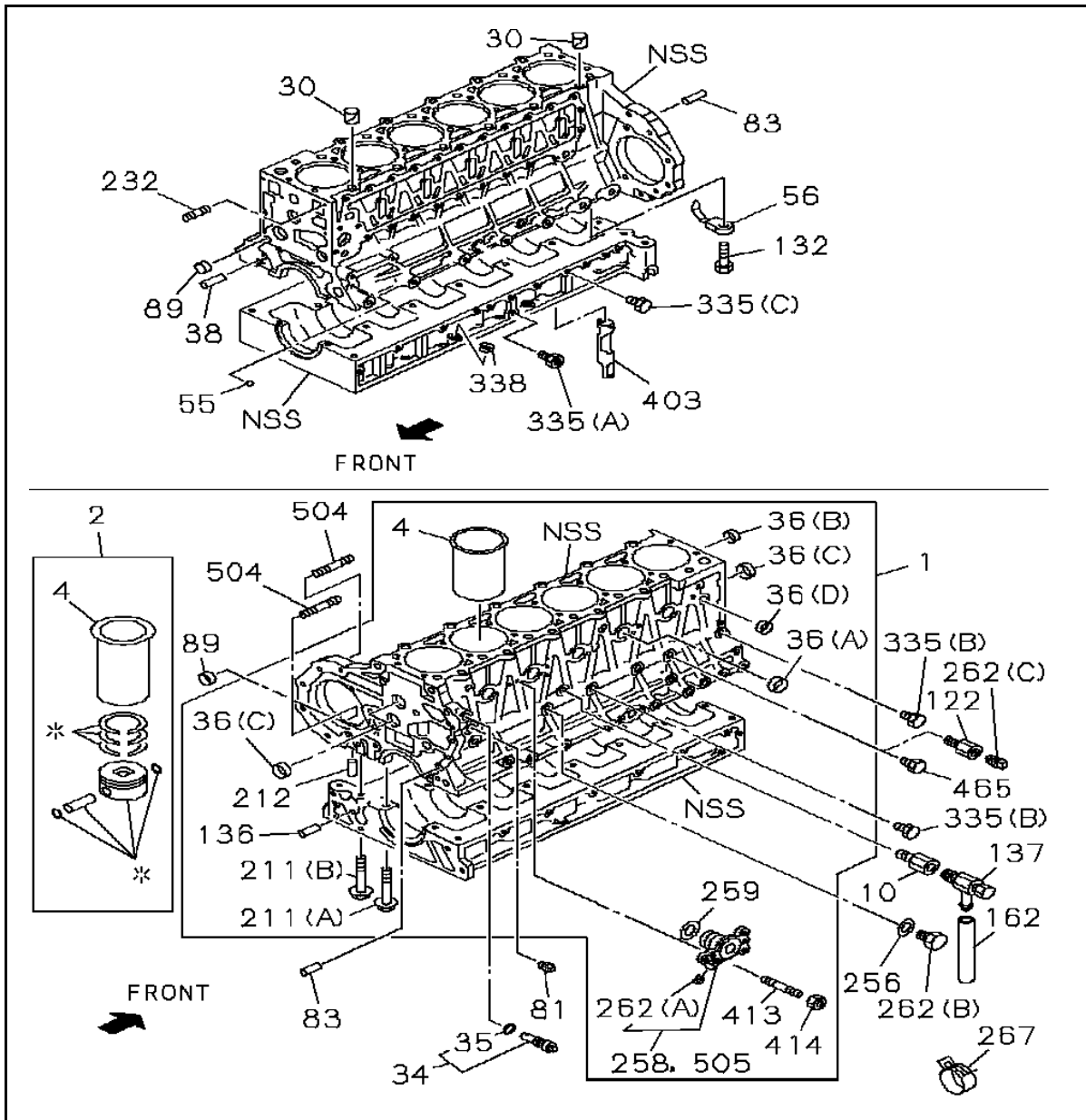
(No.2)



KEY No.	Part no.	qty	Part description
10 (A)	8-94390-777-6 <8-94390-777-5>	6	PLUG; GLOW
10 (B)	8-97600-096-3 <8-97600-096-2>	6	PLUG; GLOW
11 (A)	8-94391-925-3	1	CONNECTOR; GLOW PLUG
11 (A)	8-98040-649-0	1	CONNECTOR; GLOW PLUG
11 (B)	8-94392-843-1	1	CONNECTOR; GLOW PLUG
11 (B)	8-98040-648-0	1	CONNECTOR; GLOW PLUG
14	8-94397-286-0	12	STUD; EXH MANIF
41	0-28151-020-0	2	BOLT; ENG HANGER M10X20 FLANGE
120 (A)	8-94399-554-0	1	BOLT; CYL HD TO HSG M10X73
120 (B)	8-94399-555-0	1	BOLT; CYL HD TO HSG M10X43
138	8-97112-607-1	1	GEAR; IDLE Z=41
139	8-97186-398-1	1	SHAFT; IDLE GEAR
141	8-94399-605-0	2	PLUG; RUBBER,CYL HD
141	8-98163-813-0	2	PLUG; RUBBER,CYL HD

KEY No.	Part no.	qty	Part description
143	0-28050-816-0	1	BOLT; FIX M8X16 FLANGE
146	5-09700-307-1	1	CLIP; HARNESS,CYL HD
168	8-94394-071-2	1	HANGER; ENG,FRT
178	8-97122-360-0	1	CLIP; ENG HARNESS
188	8-97602-870-1	1	BRACKET; HARNESS,HANGER
192	8-97368-853-0	6	NUT; GLOW PLG

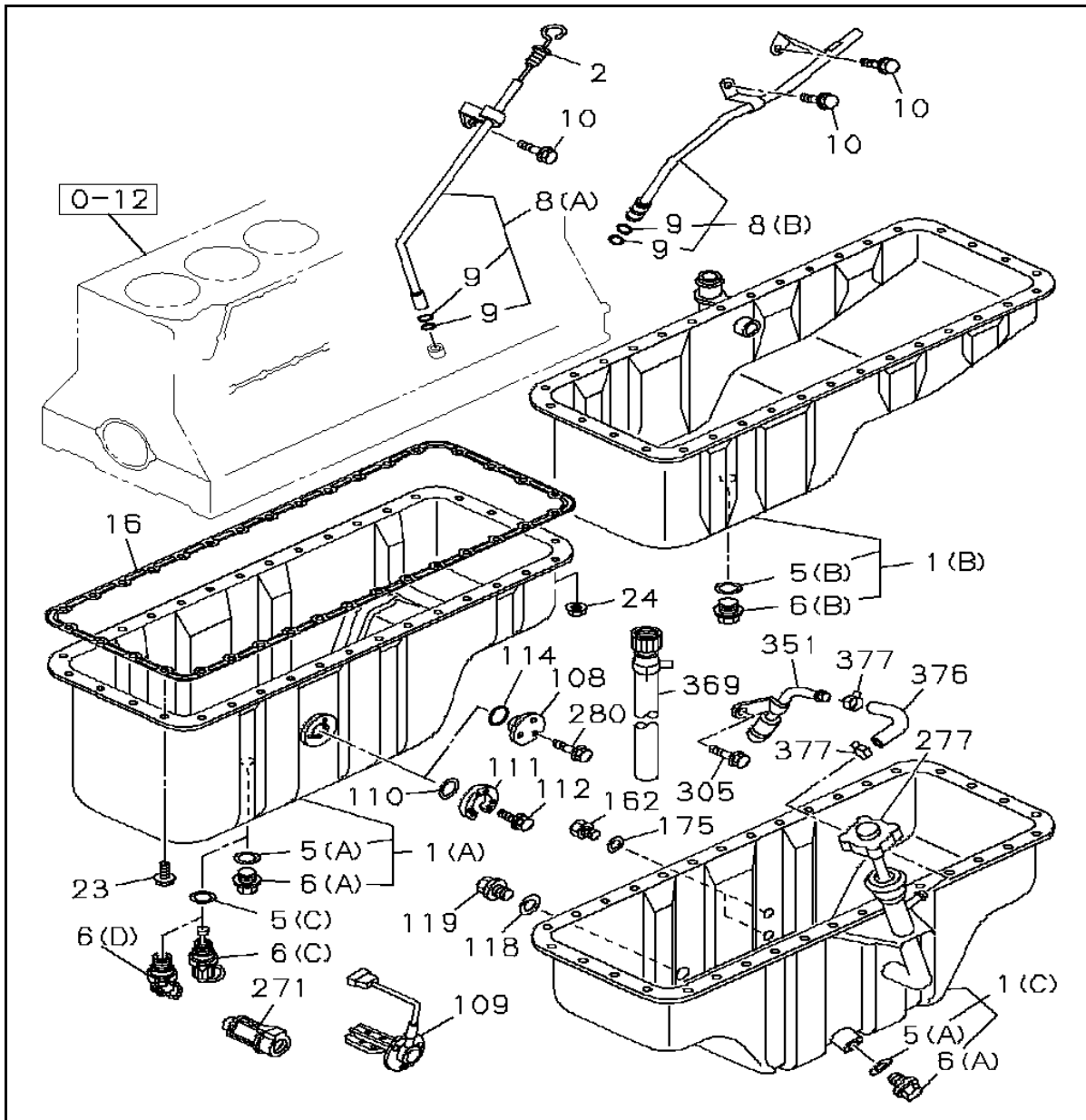
0-12 CYLINDER BLOCK



KEY No.	Part no.	qty	Part description
1	8-98180-706-0	1	BLOCK ASM; CYL
2	1-87812-986-1 <1-87813-766-0>	6	LINER SET; ENG CYL OD GRADE=1X,
2	1-87813-539-1 <1-87813-766-0>	6	LINER SET; ENG CYL OD GRADE=1X,
2	1-87812-987-1 <1-87813-767-0>	6	LINER SET; ENG CYL OD GRADE=3X,
2	1-87813-540-1 <1-87813-767-0>	6	LINER SET; ENG CYL OD GRADE=3X,
4	8-94391-602-1	6	LINER; C/BL OD GRD=IX,ID=NON ALSO INCLUDED IN LINER SET.
4	8-94391-603-1	6	LINER; C/BL OD GRD=3X,ID=NON ALSO INCLUDED IN LINER SET.
10	8-94396-378-0	1	CONNECTOR; WATER DRAIN
30	8-94399-688-1	2	PIN; CYL HD GASKET SETTING
34	8-94393-077-1	1	VALVE; OIL RELIEF
35	5-09623-035-0	1	GASKET; RELIEF VLV ALSO INCLUDED IN GASKET SET(ENGINE)

KEY No.	Part no.	qty	Part description
36 (A)	1-09600-005-2 <8-97036-550-1>	4	CUP; SEALING,WATER JACKET OD=45
36 (B)	8-94399-005-0	1	CUP; SEALING,WATER JACKET OD=25
36 (C)	8-97096-824-0	4	CUP; SEALING,WATER JACKET OD=40
36 (D)	1-09600-016-0	1	CUP; SEALING,WATER JACKET OD=25
38	8-94483-674-0	2	PIN; TIMING GEAR CASE
55	9-00097-011-0	1	PLUG; OIL GALLERY
56	8-98173-342-0	6	JET; OIL,PISTON COOLING
81	8-94397-338-0	1	PLUG; WATER JACKET
83	8-94483-674-0	2	PIN; FLYWHEEL HSG
89	9-11129-128-0	3	CUP; SEALING,OIL GALLERY
122	8-94399-858-2	1	ADAPTER; OIL PRESSURE SWITCH
132	8-94394-419-1	6	VALVE; CHECK,OIL
136	8-94393-596-1	2	BUSHING; DRIVE SHAFT,OIL PUMP
136	8-98091-566-0	2	BUSHING; DRIVE SHAFT,OIL PUMP
137	1-09680-024-0	1	COCK; DRAIN,WATER
162	0-03559-300-0	1	HOSE; WATER DRAIN,C/BL L=350, S.B.L=3000
211 (A)	8-94396-207-3	14	BOLT; CRANKCASE M14X115 W/FLANGE
211 (A)	8-97077-638-0	14	BOLT; CRANKCASE M14X115 W/FLANGE
211 (B)	8-94399-553-2	25	BOLT; CRANKCASE M10X82
212	8-97135-423-0	2	PIN; CRANKCASE
232	1-09302-089-0	1	STUD; WATER PUMP
256	1-09630-141-0	1	GASKET; ADAPTER ALSO INCLUDED IN GASKET SET(ENGINE)
258	8-97602-806-0	1	ADAPTER; BLOCK HTR
258	8-97611-854-0	1	ADAPTER; BLOCK HTR
259	1-09623-184-0	1	GASKET; ADAPTER
262 (A)	1-13163-002-0	1	PLUG; ADAPTER
262 (B)	9-09862-156-0	1	PLUG; ADAPTER
262 (C)	5-09605-018-0	1	PLUG; ADAPTER
267	1-09704-100-0 <8-97148-892-1>	1	CLIP; DRAIN HOSE
335 (A)	5-13265-001-0	1	PLUG; C/BL,SIDE
335 (B)	8-94399-225-0	4	PLUG; C/BL,SIDE
335 (B)	8-97329-617-0	4	PLUG; C/BL,SIDE
335 (C)	8-98003-416-0	2	PLUG; C/BL,SIDE
338	5-11129-003-0	2	CAP; SEALING,GUIDE TUBE HOLE
403	8-94395-351-1	1	GUIDE; GALLERY
413	0-41010-830-0	2	STUD; ADAPTER
414	0-91180-208-0	2	NUT; ADAPTER
465	8-94399-225-0	2	PLUG M14
465	8-94399-225-0	1	PLUG M14
465	8-97329-617-0	1	PLUG M14X16.5
504	8-97363-237-0	2	STUD; WATER PUMP
505	8-97611-854-0	1	ADAPTER; WATER FEED

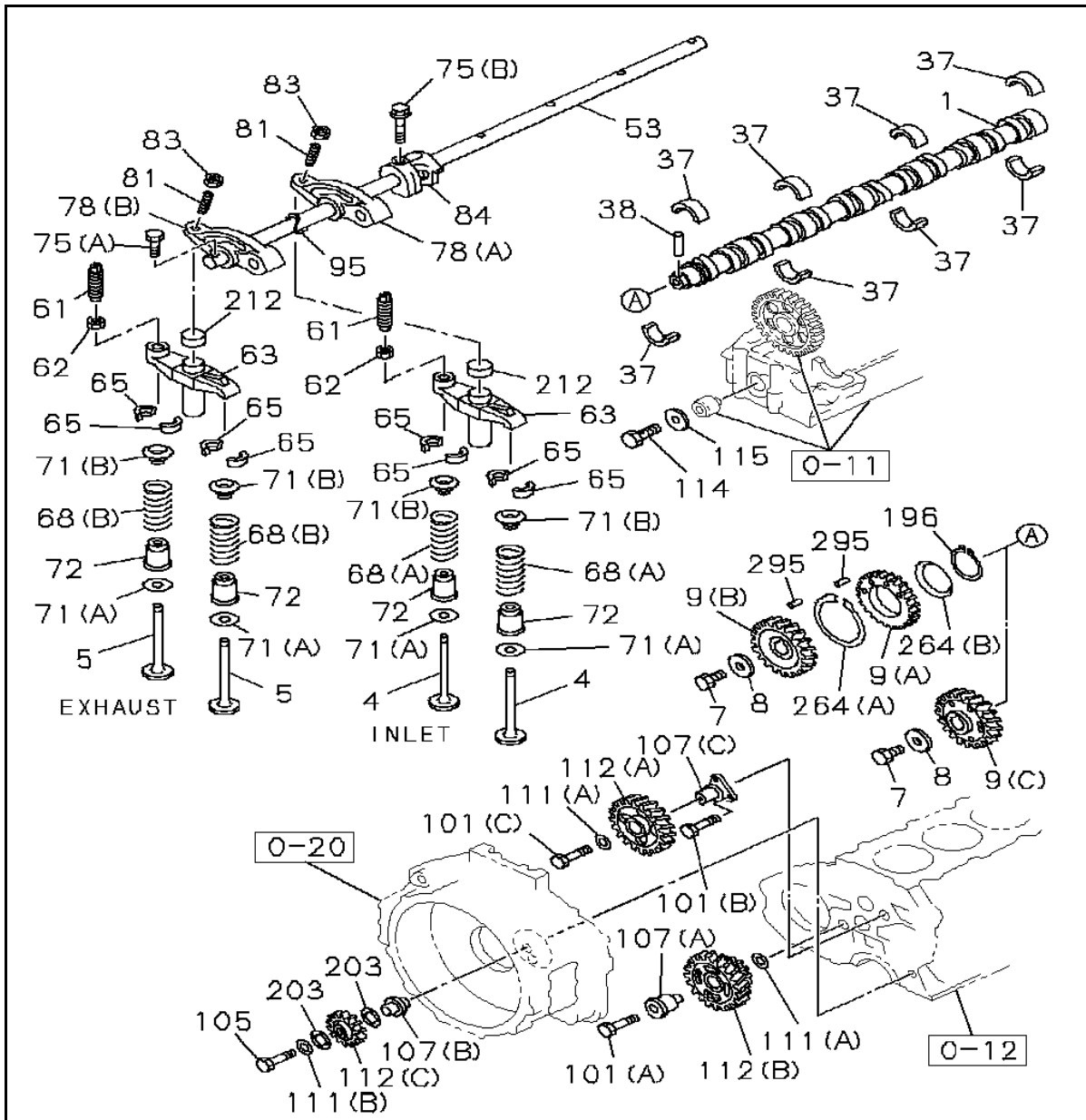
0-13 OIL PAN AND LEVEL GAUGE



KEY No.	Part no.	qty	Part description
1 (C)	8-98039-800-0	1	PAN ASM; OIL
5 (A)	1-09623-058-0	1	GASKET; PLUG,OIL DRAIN ALSO INCLUDED IN GASKET SET(ENGINE)
5 (B)	1-09623-057-0	1	GASKET; PLUG,OIL DRAIN ALSO INCLUDED IN GASKET SET(ENGINE)
6 (A)	1-09604-022-0	1	PLUG; OIL DRAIN
6 (B)	9-09662-012-0	1	PLUG; OIL DRAIN
6 (D)	1-09680-105-2 <1-09680-106-0>	1	PLUG; OIL DRAIN
8 (B)	8-98065-785-0	1	TUBE; GUIDE,OIL LEVEL GAUGE
9	5-09623-002-0	2	GASKET; GUIDE TUBE,OIL LEVEL GAUGE
16	1-11367-131-0	1	GASKET; OIL PAN TO C/BL ALSO INCLUDED IN GASKET SET(ENGINE)
23	0-28080-818-0	30	BOLT; OIL PAN
24	0-91180-108-0	4	NUT; OIL PAN
118	9-09571-424-0	1	GASKET; PLUG,OIL HTR ALSO INCLUDED IN GASKET SET(ENGINE)
119	1-09604-022-0	1	PLUG; OIL HTR BLIND
162	0-92002-416-0	2	PLUG; OIL PAN

KEY No.	Part no.	qty	Part description
175	9-09571-416-0	2	GASKET; PLUG,OIL PAN ALSO INCLUDED IN GASKET SET(ENGINE)
277	8-98026-085-0	1	CAP; OIL FILLER
305	0-28151-016-0	1	BOLT; PIPE
351	8-98039-798-0	1	PIPE; OIL
376	0-02309-130-0	1	HOSE; RUBBER,OIL PIPE
377	8-98008-165-0	2	CLIP; HOSE

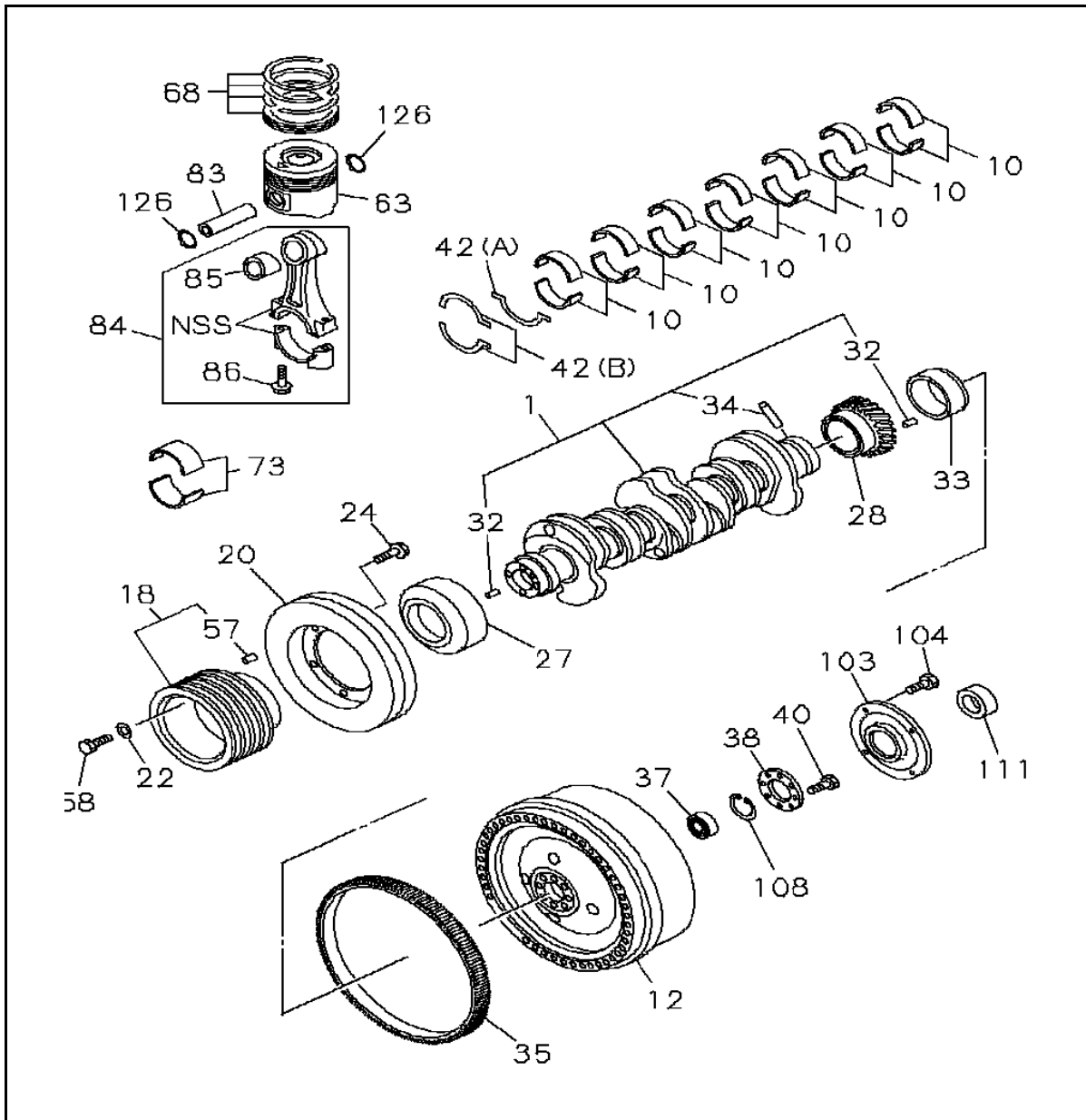
0-14 CAMSHAFT AND VALVE



KEY No.	Part no.	qty	Part description
1	8-97601-438-0	1	CAMSHAFT
4	8-94395-882-2	12	VALVE; INL
5	8-97209-876-3	12	VALVE; EXH
7	8-94396-439-0	1	BOLT; CM/SHF GEAR
8	9-09851-850-3	1	WASHER; CM/SHF GEAR
9 (A)	8-97300-972-2	1	GEAR; CM/SHF
9 (B)	8-97601-946-2	1	GEAR; CM/SHF
9 (C)	8-98018-934-3	1	GEAR; CM/SHF
37	8-97386-189-0	4	METAL; CM/SHF B=16
37	8-97602-699-0	4	METAL; CM/SHF B=26
38	8-94399-487-0	1	PIN; CAM BRG SET
53	8-97389-918-0	1	SHAFT; ROCKER ARM
61	8-94394-803-0	12	SCREW; ADJ,BRIDGE
62	9-09844-574-0	12	NUT; ADJ SCREW LK BRIDGE
63	8-94392-002-3	12	BRIDGE
65	5-12565-004-0	48	COLLAR; SPLIT
68 (A)	8-97352-888-0	12	SPRING; VLV
68 (B)	8-94395-885-1	12	SPRING; VLV

KEY No.	Part no.	qty	Part description
71 (A)	8-94391-468-0	24	SEAT; SPR LOWER
71 (B)	8-94390-783-2	24	SEAT; SPR UPPER
72	8-97120-307-0	24	SEAL; VLV GUIDE ALSO INCLUDED IN GASKET SET(ENG.& HEAD)
72	8-97376-720-0	24	SEAL; VLV GUIDE ALSO INCLUDED IN GASKET SET(ENG.& HEAD)
75 (A)	0-28050-840-0	2	BOLT; BRKT
75 (B)	8-94393-131-0	5	BOLT; BRKT
78 (A)	8-97306-421-3	6	ARM; ROCKER INLET
78 (B)	8-97306-424-3	6	ARM; ROCKER EXHAUST
81	8-94395-024-0	12	SCREW; ADJ,ROCKER ARM
83	0-91111-510-0	12	NUT; ADJ SCREW,LK
84	8-94395-836-2	5	BRACKET; ROCKER SHAFT,INTER
95	8-94392-999-0	6	SPRING; ROCKER SHAFT
101 (A)	0-16956-460-0	1	BOLT; THRUST COLLAR
101 (B)	0-28060-816-0	3	BOLT; THRUST COLLAR
101 (C)	0-23951-430-0	1	BOLT; THRUST COLLAR
105	8-97066-798-0 <8-97113-167-0>	1	BOLT; IDLE GEAR SHAFT
107 (A)	8-98060-780-0	1	SHAFT; IDLE GEAR
107 (B)	8-98023-450-1	1	SHAFT; IDLE GEAR
107 (B)	8-98041-099-0	1	SHAFT; IDLE GEAR
107 (C)	8-97350-021-0	1	SHAFT; IDLE GEAR
111 (A)	8-97209-728-2	2	COLLAR; THRUST,IDLE GEAR
111 (B)	8-98023-616-0	1	COLLAR; THRUST,IDLE GEAR
112 (A)	8-97600-590-0 <8-97606-767-0>	1	GEAR; IDLE
112 (A)	8-97606-767-0	1	GEAR; IDLE
112 (B)	8-97600-586-1	1	GEAR; IDLE
112 (C)	8-98041-565-0	1	GEAR; IDLE
114	8-94372-221-1	1	BOLT; IDLE GEAR
115	8-97209-728-2	1	WASHER; THRUST,IDLE GEAR
196	9-09180-055-0	1	RING; SNAP
203	8-98041-089-0	2	WASHER; THRUST
212	8-94396-015-2	12	CAP; ADJ SCREW
264 (A)	8-97190-117-1	1	SPRING; GEAR
264 (B)	8-97190-118-1	1	SPRING; GEAR
295	8-97213-454-0	2	PIN; CM/SHF GEAR

0-15 CRANKSHAFT,PISTON AND FLYWHEEL

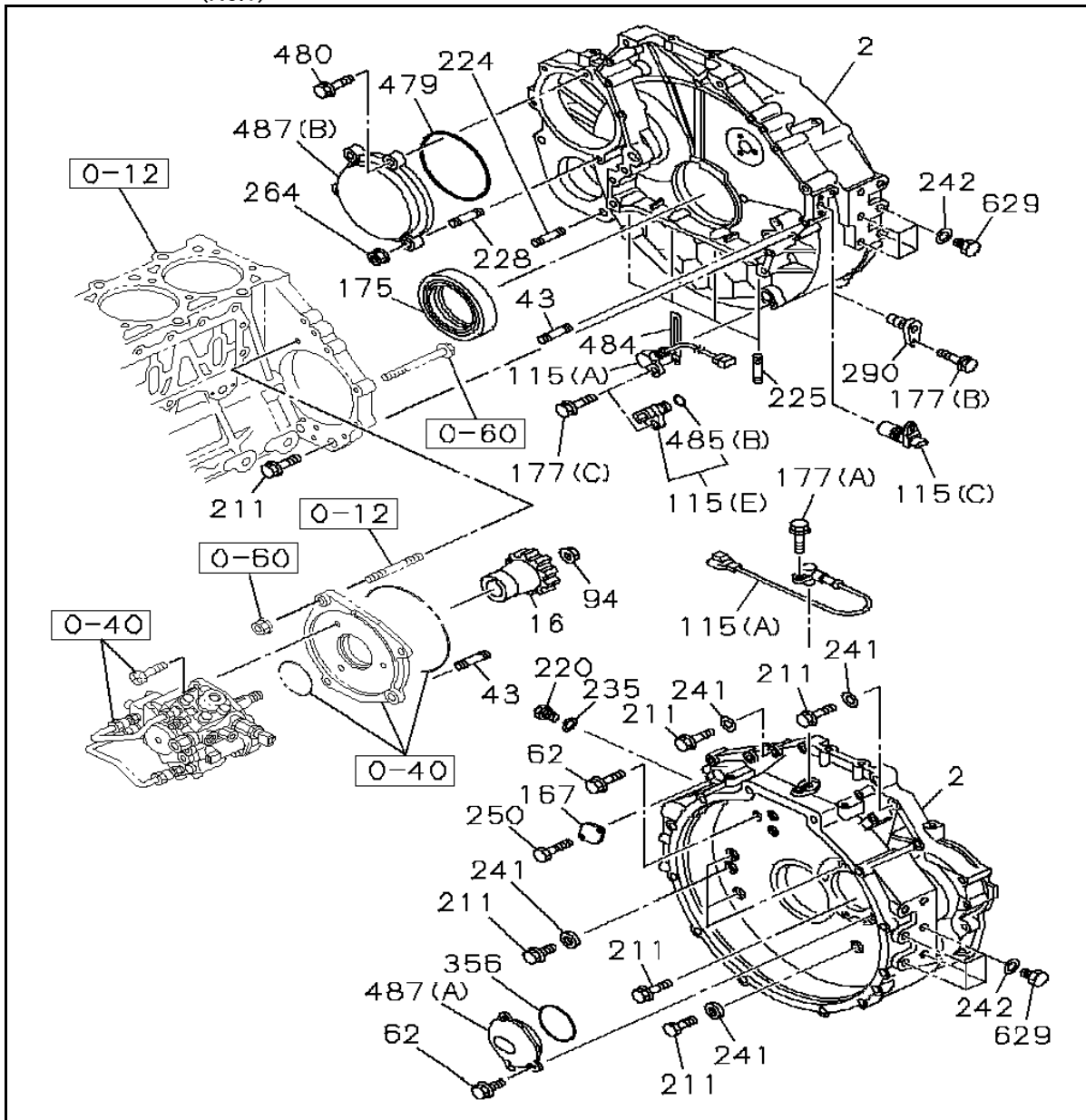


KEY No.	Part no.	qty	Part description
1	8-97603-004-0	1	CRANKSHAFT
10	8-97372-076-1	7	METAL SET; CRANKSHAFT,STANDARD BLUE
10	8-97372-077-1	7	METAL SET; CRANKSHAFT,STANDARD BLACK
10	8-97372-078-1	7	METAL SET; CRANKSHAFT,STANDARD BROWN
12	8-98080-974-0	1	FLYWHEEL
18	1-12371-458-2	1	PULLEY; CR/SHF
20	8-94394-354-7	1	DAMPER; CR/SHF
22	9-09851-935-0	4	PLATE; PULLEY
24	0-28151-016-0	6	BOLT; DAMPER
27	8-98022-237-0	1	THROWER; DUST
28	8-94392-255-1	1	GEAR; CR/SHF
32	9-08150-816-0	2	PIN; FLYWHEEL
33	1-12319-018-0	1	RING; WEAR,CR/SHF
34	9-09878-626-0	1	PIN; GEAR SETTING
35	8-94391-953-0	1	GEAR; RING
37	8-94392-288-0	1	BEARING; PILOT, TOP GEAR SHAFT
38	8-94397-496-1	1	WASHER; FLYWHEEL

KEY No.	Part no.	qty	Part description
40	8-94393-070-2	8	BOLT; FLYWHEEL
42 (A)	8-94399-277-0	1	WASHER; THRUST,CR/SHF
42 (A)	8-97386-548-0	1	WASHER; THRUST,CR/SHF
42 (B)	8-94399-283-0	2	WASHER; THRUST,CR/SHF
42 (B)	8-97386-549-0	2	WASHER; THRUST,CR/SHF
57	8-94391-156-0	1	PIN; PULLEY
58	0-10956-600-0	4	BOLT; CR/SHF PULLEY
63	8-98023-526-1	6	PISTON GRADE=NON ALSO INCLUDED IN LINER SET.
63	8-98152-901-1	6	PISTON GRADE=NON ALSO INCLUDED IN LINER SET.
68	8-98017-166-0	6	RING SET; PISTON,STANDARD ALSO INCLUDED IN LINER SET.
73	8-98064-282-0	6	METAL SET; CONN ROD,STANDARD GREEN
73	8-97616-358-0	6	METAL SET; CONN ROD,STANDARD GREEN
73	8-98064-281-0	6	METAL SET; CONN ROD,STANDARD YELLOW
73	8-97616-359-0	6	METAL SET; CONN ROD,STANDARD YELLOW
83	8-94396-731-1	6	PIN; PISTON ALSO INCLUDED IN LINER SET.
83	8-98018-863-1	6	PIN; PISTON ALSO INCLUDED IN LINER SET.
84	8-94399-661-2	6	ROD ASM; CONN
84	8-98018-425-2	6	ROD ASM; CONN
85	8-94394-613-0	6	BUSHING; CONNROD
85	8-94391-794-1	6	BUSHING; CONNROD
86	8-98091-141-0	12	BOLT; CONNROD
103	1-12339-025-0	1	HOLDER; BRG,FLYWHEEL
126	1-09587-081-1	12	RING; SNAP,PISTON PIN ALSO INCLUDED IN LINER SET.

0-20 TIMING GEAR CASE AND FLYWHEEL HOUSING

(No.1)

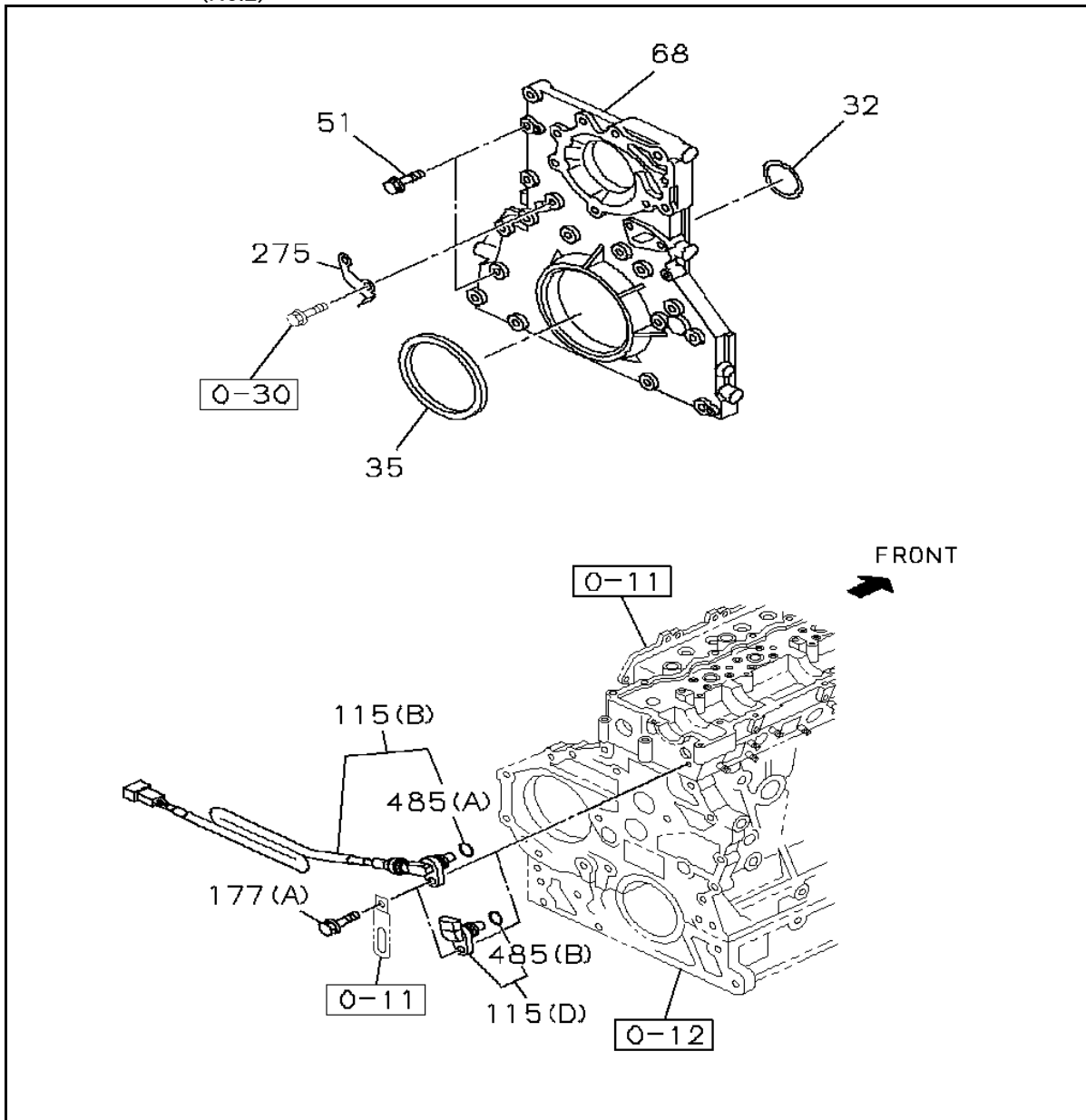


KEY No.	Part no.	qty	Part description
2	8-98041-634-3	1	HOUSING; FLYWHEEL
16	8-97601-153-1	1	GEAR; INJ PUMP DRIVE
43	1-09302-112-0	1	STUD; BRG COVER
62	0-28080-814-0	3	BOLT; COVER
94	0-91180-214-0	1	NUT; GEAR
115 (A)	8-97306-113-1	1	SENSOR; REVOLUTION,ENG SPD
115 (C)	8-94390-279-0	1	SENSOR; REVOLUTION,ENG SPD
115 (E)	8-97606-943-0	1	SENSOR; REVOLUTION,ENG SPD
167	1-11219-163-0	1	COVER; OIL
175	8-97209-342-3	1	SEAL; OIL,CR/SHF,RR ALSO INCLUDED IN GASKET SET(ENGINE)
177 (A)	0-28050-612-0	1	BOLT; SENSOR M6X12 FLANGE
177 (B)	0-28060-612-0	1	BOLT; SENSOR M6X12 FLANGE
177 (C)	0-28050-616-0	1	BOLT; SENSOR M6X16 FLANGE
211	0-16856-260-0	1	BOLT; HSG M12X60

KEY No.	Part no.	qty	Part description
211	0-28151-050-0	1	BOLT; HSG M10X50 FLANGE
211	8-94393-995-0	1	BOLT; HSG M14X27 FLANGE
211	0-16956-270-0	11	BOLT; HSG M12X70
220	9-99202-312-0 <5-09604-012-0>	1	PLUG; GEAR CHECK HOLE
224	0-44011-435-0	2	STUD; STARTER
225	8-94396-512-0	4	STUD; OIL PAN
228	0-44011-235-0	1	STUD; AIR CMPR
235	1-09630-084-0	1	GASKET; PLUG GEAR CHECK HOLE ALSO INCLUDED IN GASKET SET(ENGINE)
241	8-94393-140-1	12	WASHER; PL,HSG
242	1-09630-084-0	8	GASKET; PLUG ALSO INCLUDED IN GASKET SET(ENGINE)
250	0-28080-818-0	2	BOLT; COVER,OIL
264	0-91180-212-0	1	NUT; COVER
290	8-97101-974-0	1	PLUG; SENSOR HOLE
356	8-94394-186-0	1	GASKET; COVER ALSO INCLUDED IN GASKET SET(ENGINE)
479	1-09623-570-0	1	GASKET; COVER ALSO INCLUDED IN GASKET SET(ENGINE)
480	0-28151-270-0	3	BOLT; COVER
484	5-09700-307-1	1	CLIP; BAND
485 (B)	8-97369-404-0	2	GASKET; SENSOR
487 (A)	8-98023-824-1	1	COVER; HOLE
487 (B)	8-97601-420-1	1	COVER; HOLE

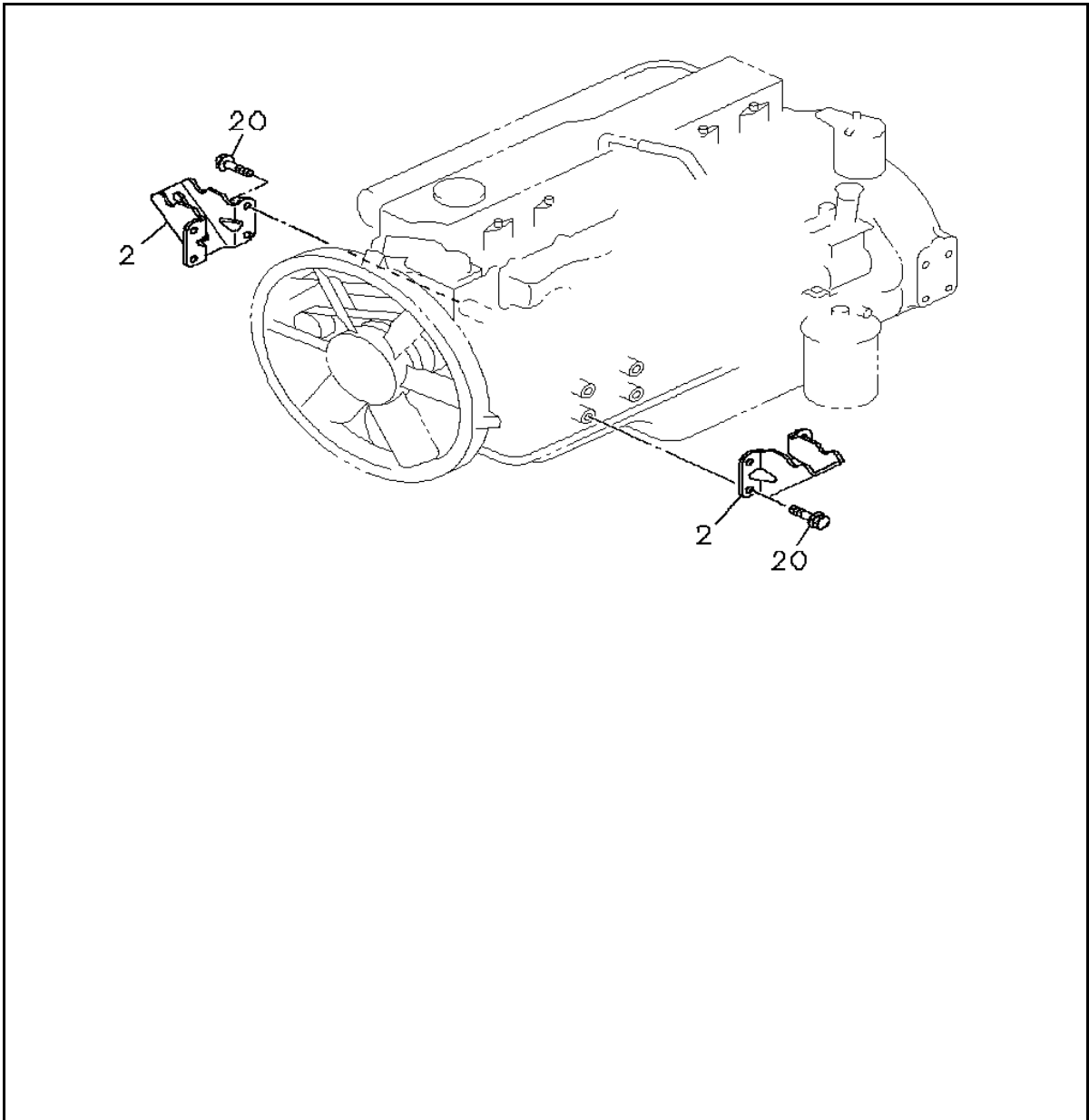
0-20 TIMING GEAR CASE AND FLYWHEEL HOUSING

(No.2)



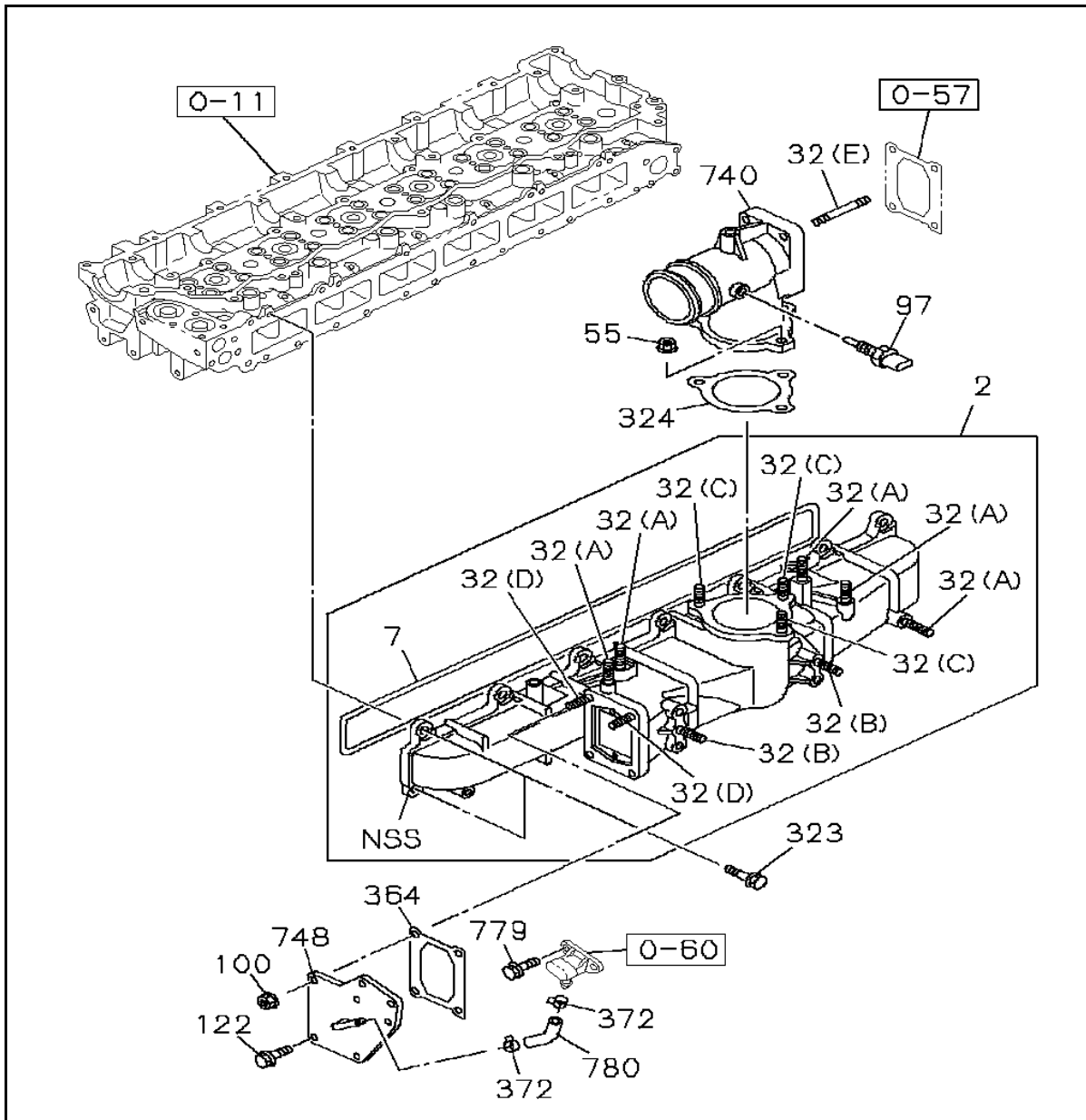
KEY No.	Part no.	qty	Part description
32	8-97028-748-1	1	GASKET; GEAR CAST TO C/BL ALSO INCLUDED IN GASKET SET(ENGINE)
35	8-97602-378-3	1	SEAL; OIL,CRANKSHAFT FRT ALSO INCLUDED IN GASKET SET(ENGINE)
51	0-28050-835-0	13	BOLT; GEAR CASE COVER
68	1-11321-160-1	1	COVER ASM; GEAR CASE COVER
115 (B)	8-98014-831-0	1	SENSOR; REVOLUTION,ENG SPD
115 (D)	8-98019-024-0	1	SENSOR; REVOLUTION,ENG SPD
275	1-11327-050-1	1	POINTER; TIMING CHECK HOLE
485 (A)	8-97387-194-0	1	GASKET; SENSOR

0-22 ENGINE MOUNTING



KEY No.	Part no.	qty	Part description
2	8-94393-491-1	2	FOOT; ENG
20	8-94395-721-0	8	BOLT; ENG FOOT

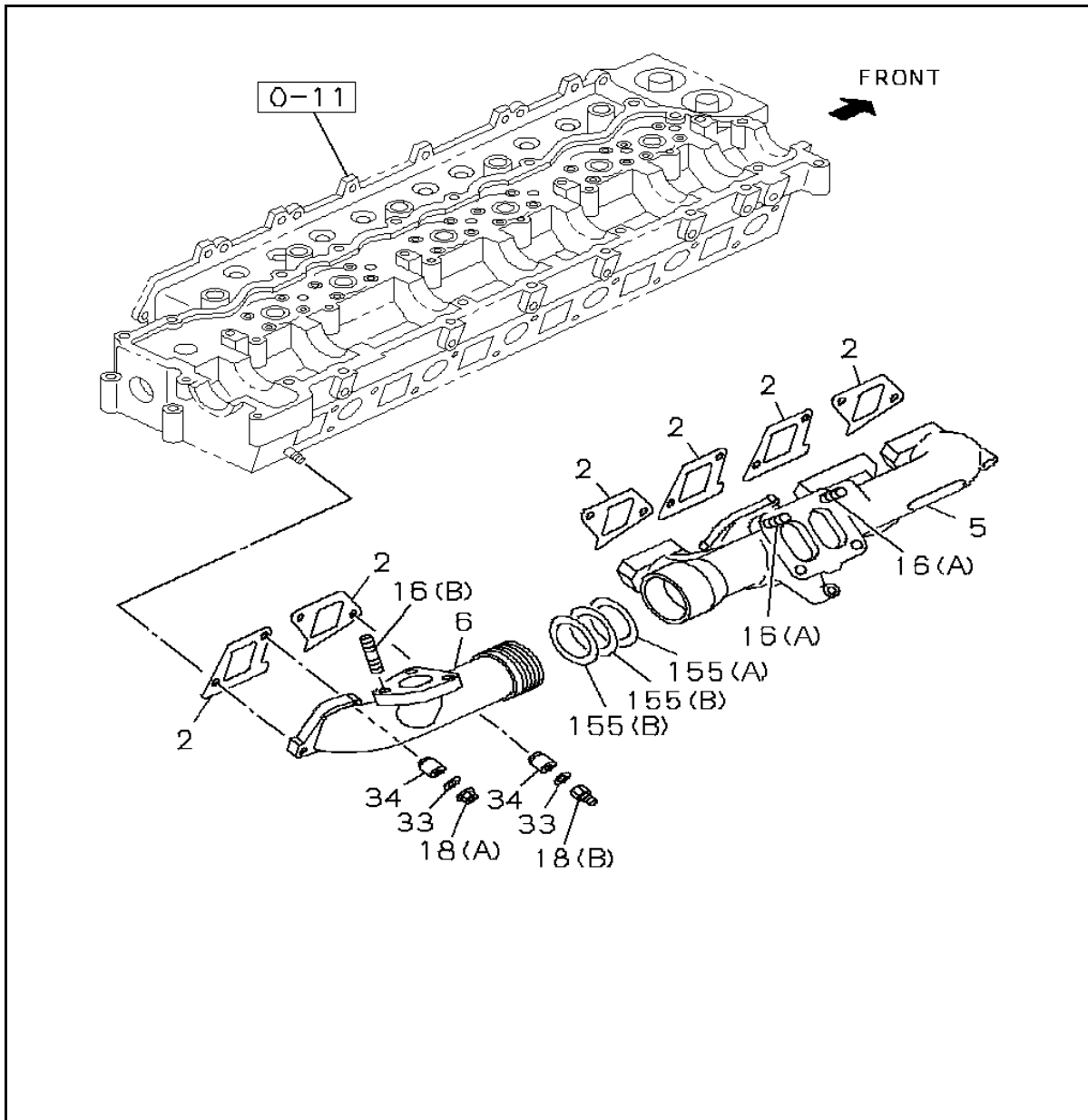
0-25 INLET MANIFOLD



KEY No.	Part no.	qty	Part description
2	8-97603-303-3	1	COVER; INL
7	8-94390-775-0	1	GASKET; INL MANIF TO HD ALSO INCLUDED IN GASKET SET(ENG.& HEAD)
32 (A)	0-41010-630-0	5	STUD; INL PIPE
32 (B)	5-09302-008-1 <8-97032-977-1>	2	STUD; INL PIPE
32 (C)	0-41010-825-0	3	STUD; INL PIPE
32 (D)	9-04411-025-0 <0-44011-025-0>	2	STUD; INL PIPE
32 (D)	0-44011-025-0	2	STUD; INL PIPE
32 (E)	9-04731-080-0	4	STUD; INL PIPE
55	0-91180-108-0	3	NUT; INL PIPE
97	8-12146-830-0	1	SENSOR; INTAKE,AIR TEMPERATURE
100	0-91180-210-0	2	NUT; BRKT M10 FLANGE
122	0-28161-020-0	2	BOLT; BRKT M10X20 FLANGE
323	0-28650-825-0	12	BOLT; DUCT M8X25 FLANGE

KEY No.	Part no.	qty	Part description
323	8-98005-842-0	2	BOLT; DUCT M8X23 FLANGE
324	8-97601-777-0	1	GASKET; INL PIPE TO INL CVR ALSO INCLUDED IN GASKET SET(ENGINE)
364	8-97374-517-0	1	GASKET ALSO INCLUDED IN GASKET SET(ENGINE)
372	8-97019-473-0 <8-97173-223-0>	2	CLIP; HOSE
740	1-14110-614-2	1	PIPE; INTAKE
748	1-23335-610-0	1	BRACKET; BOOST SENSOR
779	0-28060-620-0	2	BOLT; SENSOR
780	0-04740-300-0	1	HOSE; SENSOR L=50 S.B.L=3000

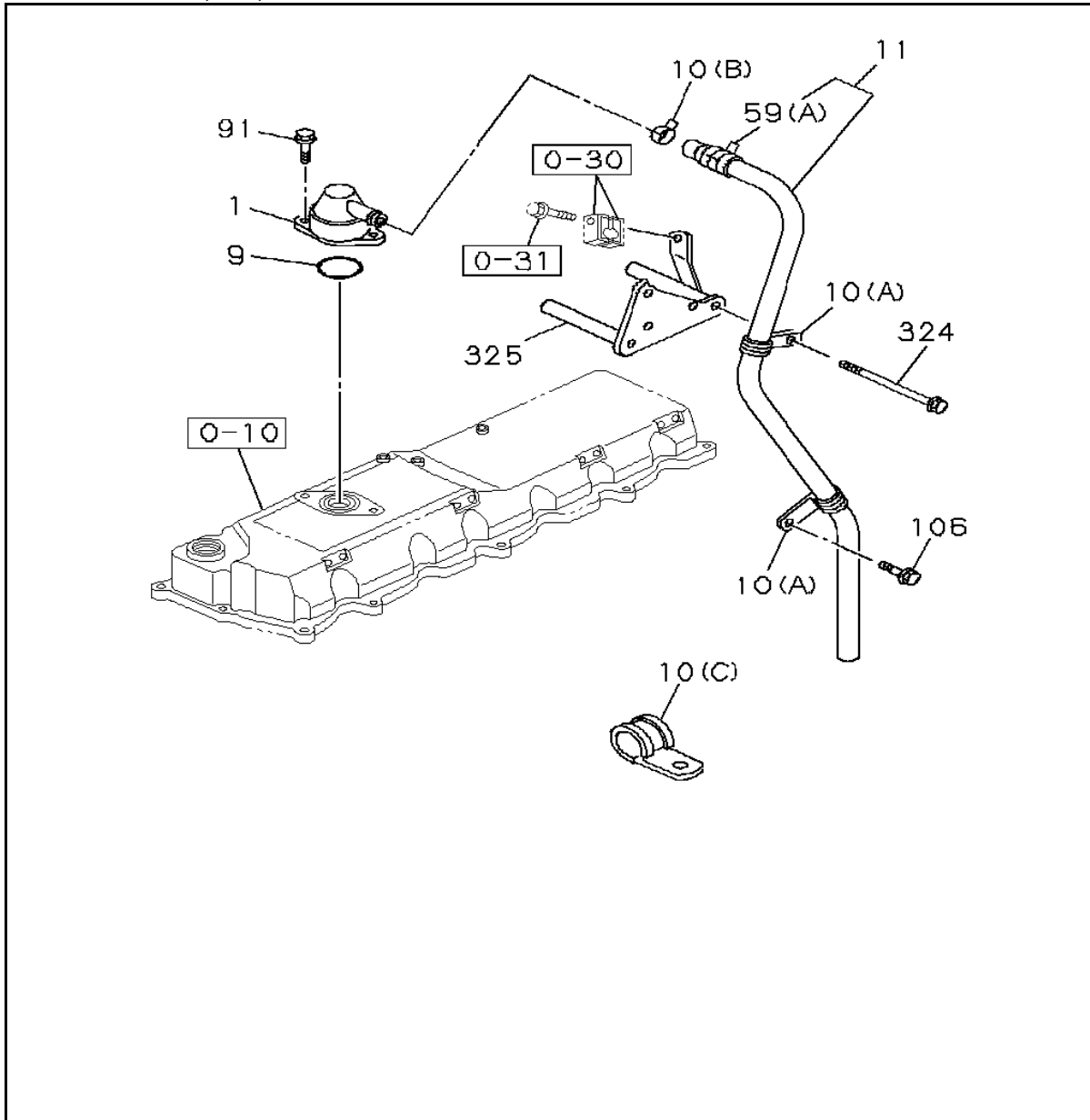
0-27 EXHAUST MANIFOLD



KEY No.	Part no.	qty	Part description
2	8-94393-672-4	6	GASKET; EXH MANIF TO HD ALSO INCLUDED IN GASKET SET(ENG.& HEAD)
5	1-14142-034-0	1	MANIFOLD; EXH,FRT
6	1-14142-028-0	1	MANIFOLD; EXH,RR
16 (A)	8-94383-596-0	2	STUD; EXH PIPE TO MANIF
16 (B)	8-94156-940-0	3	STUD; EXH PIPE TO MANIF
18 (A)	0-91180-210-0	11	NUT; EXH MANIF M10 FLANGE
18 (B)	8-94394-991-1	1	NUT; EXH MANIF M10 L=51
33	1-09556-015-0	12	WASHER; EXH MANIF
34	8-97250-073-1	12	COLLAR; DIST,EXH MANIF
155 (A)	1-14149-151-0	1	RING; SEAL,EXH MANIF
155 (B)	1-14149-184-0	2	RING; SEAL,EXH MANIF

0-28 VENTILATION SYSTEM

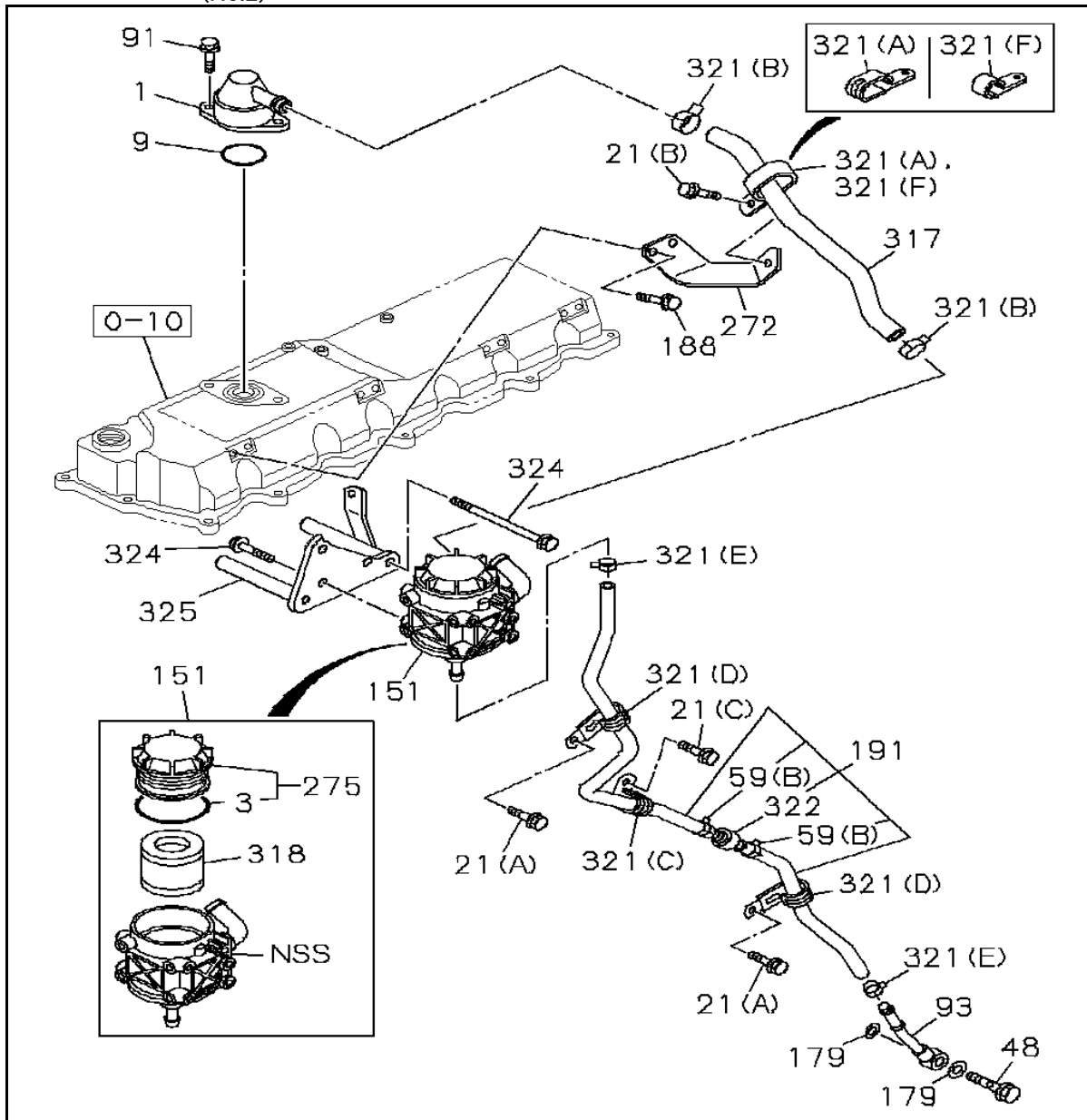
(No.1)



KEY No.	Part no.	qty	Part description
1	1-11740-269-0	1	BREATHER; AIR
9	1-09623-565-0	1	GASKET; AIR BREATHER ALSO INCLUDED IN GASKET SET(ENGINE)
10 (A)	1-09700-704-1	2	CLIP; AIR BREATHER ID=32 L=75
10 (B)	1-09707-150-0 <1-09707-124-0>	1	CLIP; AIR BREATHER ID=28.5
10 (C)	1-09700-945-0	1	CLIP; AIR BREATHER ID=35 L33
91	0-28151-020-0	2	BOLT; AIR BREATHER
324	0-28156-015-0	2	BOLT; SEPARATOR M10X150 FLANGE
324	0-28060-816-0	3	BOLT; SEPARATOR M8X16 FLANGE
325	8-98028-139-0	1	BRACKET; SEPARATOR

0-28 VENTILATION SYSTEM

(No.2)

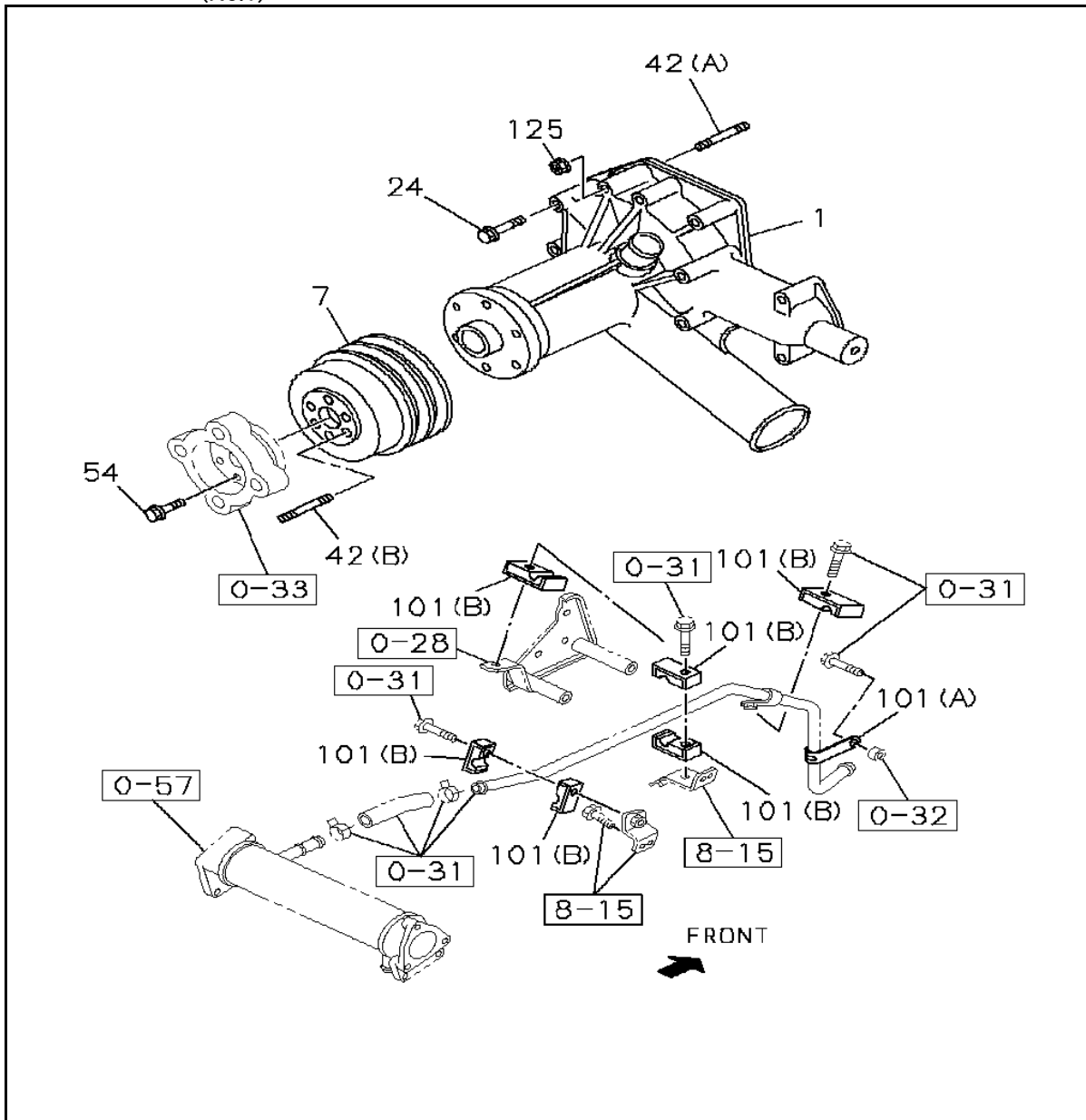


KEY No.	Part no.	qty	Part description
3	8-97385-921-0	1	GASKET; BODY TO CAP
21 (A)	0-28051-016-0	2	BOLT; CLIP
21 (B)	0-28060-816-0	1	BOLT; CLIP
21 (C)	0-28751-020-0	1	BOLT; CLIP
48	1-09675-085-0	1	BOLT; PIPE
59 (B)	8-94238-571-0 <8-98150-357-0>	2	CLIP; HOSE
93	8-97063-234-0	1	PIPE; DRAIN
151	8-97362-763-3	1	SEPARATOR; OIL,PCV
179	1-09630-084-0	2	GASKET; PIPE ALSO INCLUDED IN GASKET SET(ENGINE)
188	0-28050-812-0	2	BOLT; BRKT
191	1-11740-284-1	1	HOSE; OIL DRAIN
272	1-13345-237-0	1	BRACKET; PIPE
275	8-97389-360-0	1	CAP; PCV
317	8-98028-181-0	1	HOSE; RUBBER,OIL SEPARATOR
318	8-98030-532-0	1	ELEMENT KIT; PCV
321 (A)	1-09701-266-0	1	CLIP; HOSE,SEPARATOR
321 (B)	1-09707-124-0	4	CLIP; HOSE,SEPARATOR
321 (C)	5-09700-350-0	1	CLIP; HOSE,SEPARATOR

KEY No.	Part no.	qty	Part description
321 (C)	8-97367-984-1	1	CLIP; HOSE,SEPARATOR
321 (D)	8-94443-021-1	2	CLIP; HOSE,SEPARATOR
321 (E)	8-97015-754-1	2	CLIP; HOSE,SEPARATOR
321 (F)	1-09700-969-0	1	CLIP; HOSE,SEPARATOR
322	8-94249-317-1	1	VALVE; CHECK

0-30 WATER PUMP AND CORROSION RESISTOR

(No.1)

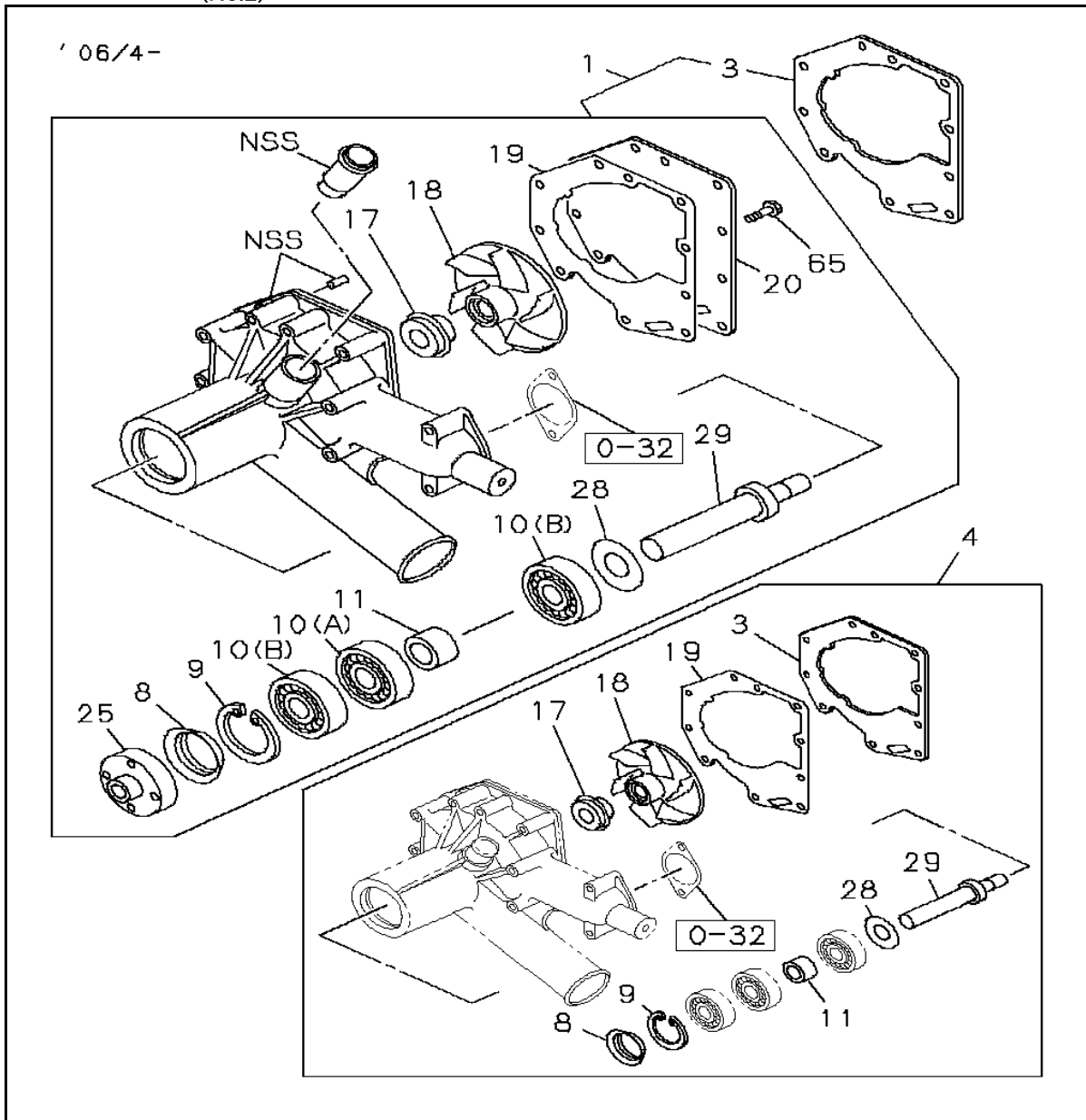


KEY No.	Part no.	qty	Part description
1	1-13650-133-3	1	PUMP ASM; WATER,W/GASKET
7	8-98046-350-0	1	PULLEY; WATER PUMP 2-GROOVE D=187.6
24	0-28050-880-0	5	BOLT; WATER PUMP M8X80 FLANGE
24	0-28055-811-0	3	BOLT; WATER PUMP M8X110 FLANGE
42 (A)	0-41010-855-0	1	STUD; WATER PUMP M8X55 L=67
42 (B)	5-09300-050-0	6	STUD; WATER PUMP M8X55 L=67
54	0-28051-060-0	6	BOLT; PULLEY M10X60 FLANGE
101 (A)	8-98025-787-0	1	CLIP; WATER PIPE
101 (B)	1-09701-284-0	6	CLIP; WATER PIPE
125	0-91150-108-0	1	NUT; WATER PUMP M8 FLANGE
125	<0-91180-208-0>	1	NUT; WATER PUMP M8 FLANGE
125	0-91180-108-0	1	NUT; WATER PUMP M8 FLANGE

KEY No.	Part no.	qty	Part description
125	0-91180-110-0	1	NUT; WATER PUMP M10 FLANGE

0-30 WATER PUMP AND CORROSION RESISTOR

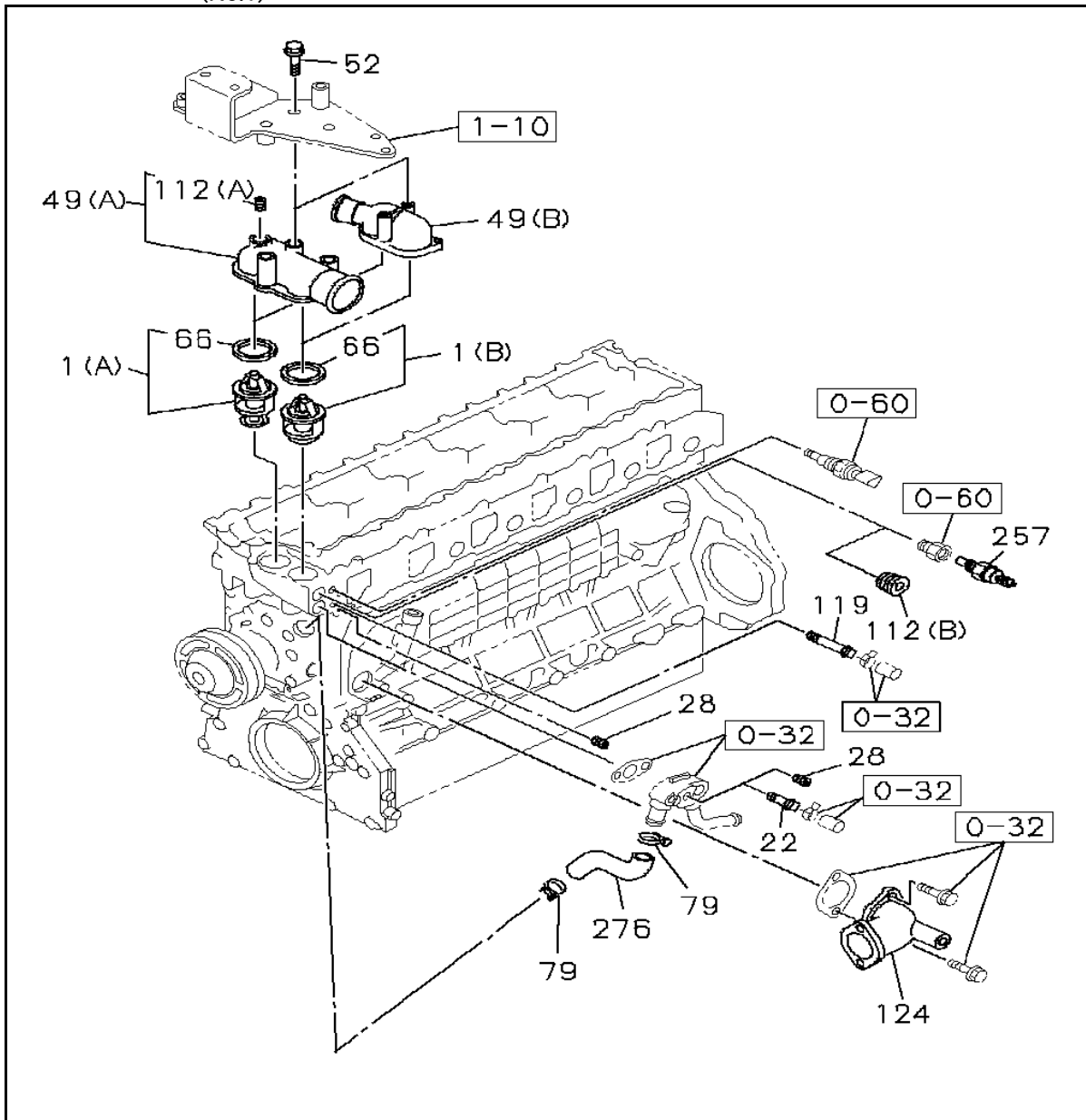
(No.2)



KEY No.	Part no.	qty	Part description
3	1-13614-021-1	1	GASKET; PUMP TO C/BL ALSO INCLUDED IN GASKET SET(ENGINE)
4	1-87813-736-0	1	REPAIR KIT; WATER PUMP
8	1-13639-029-0	1	THROWER; DUST,WATER PUMP
9	9-09180-168-0	1	RING; SNAP,WATER PUMP
10 (A)	1-09800-302-0 <1-09800-279-0>	1	BEARING; WATER PUMP
10 (B)	1-09800-303-0	2	BEARING; WATER PUMP
11	1-13634-044-0	1	SPACER; BRG,WATER PUMP
17	8-94392-090-0	1	SEAL UNIT; WATER PUMP
18	1-13621-061-0	1	IMPELLER; WATER PUMP
19	8-98191-713-0	1	GASKET; COVER TO BODY
20	8-98186-630-0	1	COVER; WATER PUMP
25	1-13642-081-0	1	CENTER; WATER PUMP
28	1-09503-309-0	1	WASHER; WATER PUMP
29	1-13631-093-0	1	SHAFT; WATER PUMP
65	9-03090-820-0	2	SCREW; COVER,WATER PUMP M8X20

0-31 THERMOSTAT AND HOUSING

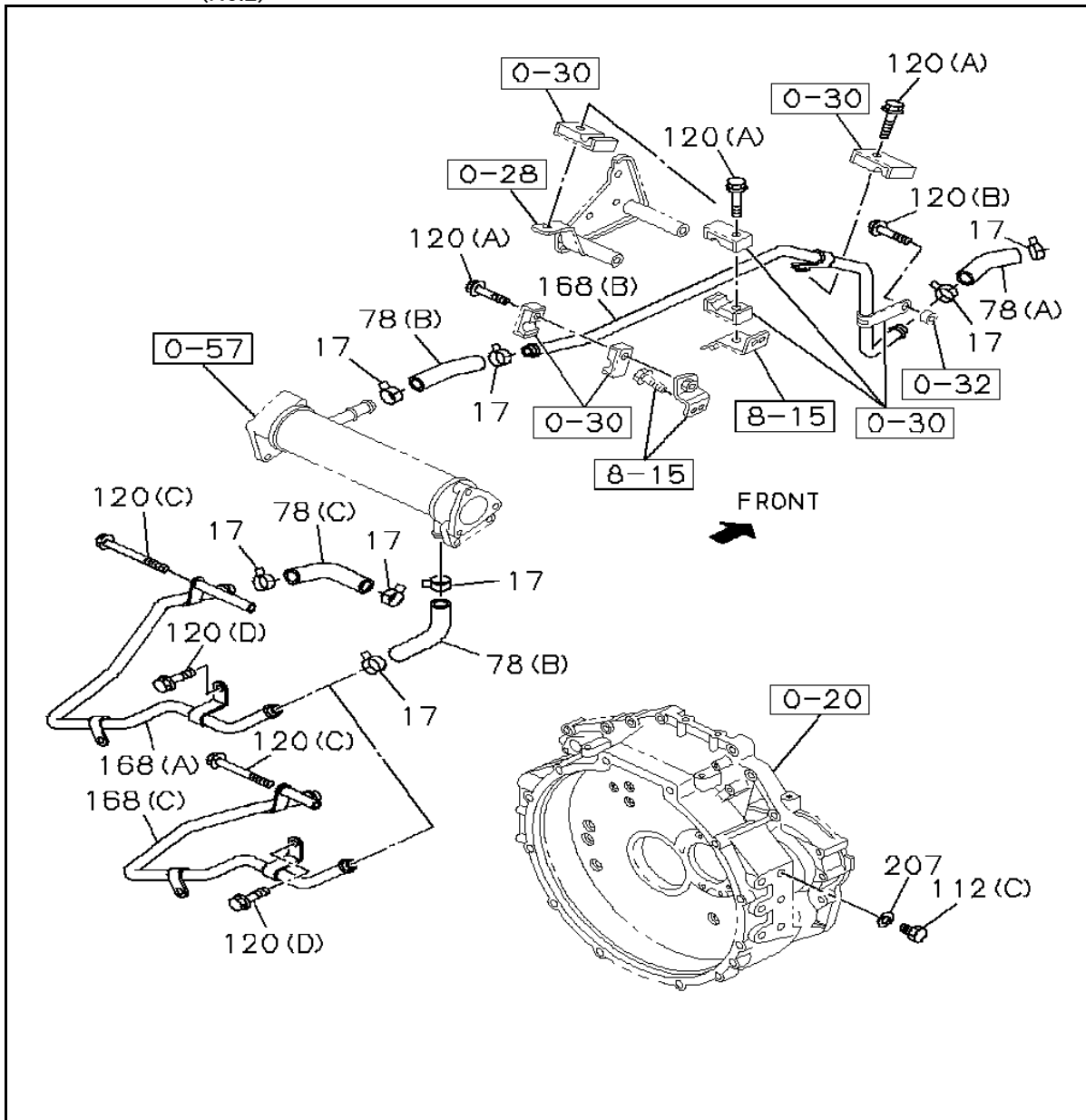
(No.1)



KEY No.	Part no.	qty	Part description
1 (A)	8-97602-048-2	1	THERMOSTAT 82°C
1 (B)	8-97602-393-1	1	THERMOSTAT 82°C
28	8-94397-338-0	1	PLUG; HTR
49 (A)	8-94390-520-1	1	PIPE; WATER OUTLET
49 (B)	8-94399-499-1	1	PIPE; WATER OUTLET
52	0-28050-880-0	3	BOLT; JOINT,THERMOSTAT M8X80 FLANGE
52	0-28650-825-0	1	BOLT; JOINT,THERMOSTAT M8X25 FLANGE
66	8-97300-793-0	2	GASKET; THERMOSTAT HSG ALSO INCLUDED IN GASKET SET(ENG.& HEAD)
79	1-09704-077-0	2	CLIP; RUBBER HOSE
112 (A)	8-94390-527-0	1	PLUG PTF1/2
112 (B)	1-09605-020-0	1	PLUG PT3/4
124	1-13711-806-2	1	DUCT; WATER
276	1-09361-035-1	1	HOSE; BYPASS

0-31 THERMOSTAT AND HOUSING

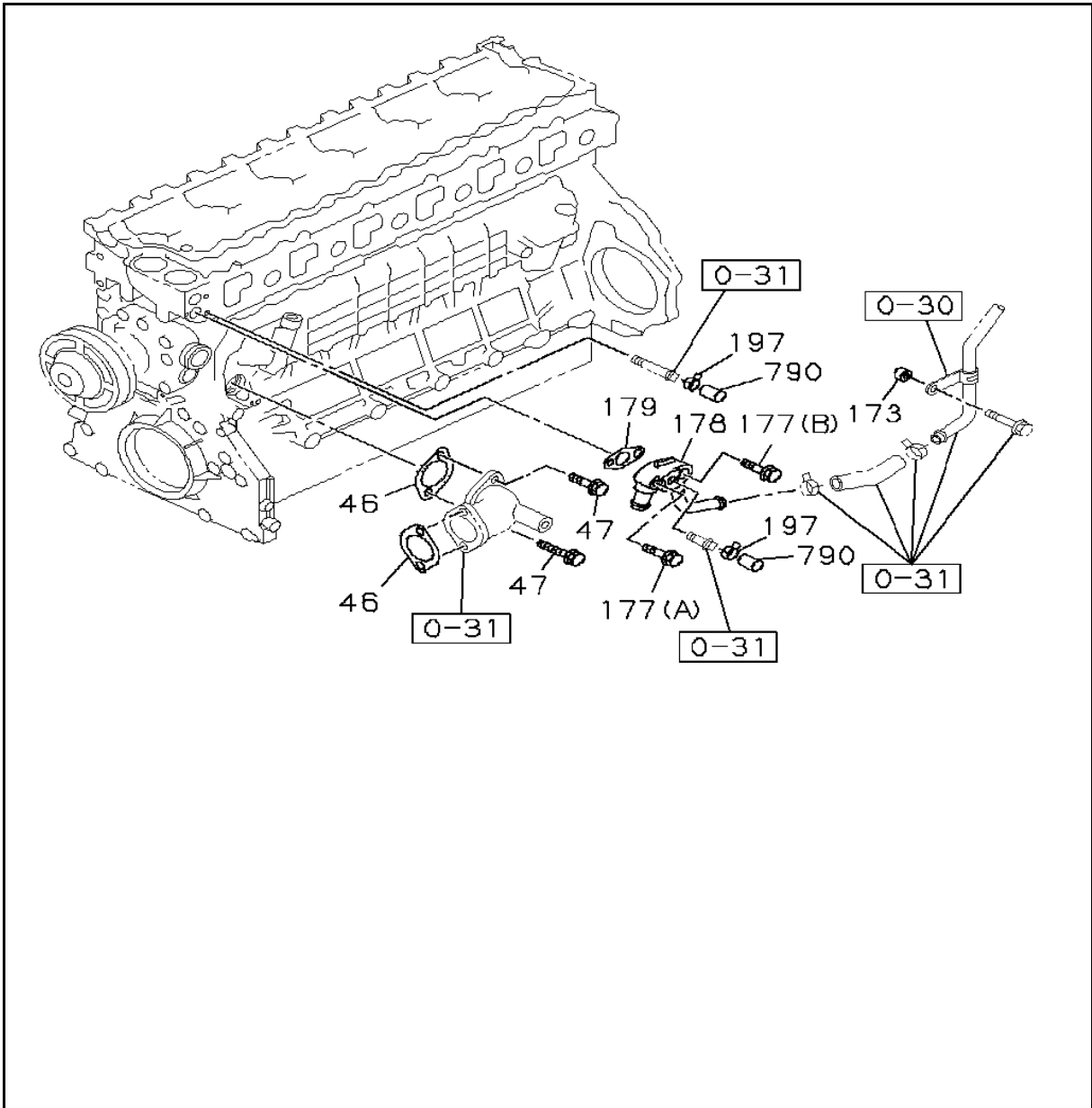
(No.2)



KEY No.	Part no.	qty	Part description
17	1-09707-084-1	8	CLIP; WATER HOSE
17	8-98127-648-0	8	CLIP; WATER HOSE
78 (A)	8-98025-330-0	1	HOSE; RUBBER,WATER PIPE L=100
78 (B)	0-03566-300-0	2	HOSE; RUBBER,WATER PIPE L=160 S.B.L=3000
78 (C)	8-97086-694-1	1	HOSE; RUBBER,WATER PIPE
112 (C)	9-99202-312-0 <5-09604-012-0>	1	PLUG M12X9
120 (A)	0-28050-845-0	3	BOLT; PIPE FIX M8X45 FLANGE
120 (B)	0-28050-825-0	1	BOLT; PIPE FIX M8X25 FLANGE
120 (C)	0-28055-811-0	1	BOLT; PIPE FIX M8X110 FLANGE
120 (D)	0-28060-812-0	1	BOLT; PIPE FIX M8X12 FLANGE
168 (A)	1-13722-048-2	1	PIPE; WATER COOLER
168 (B)	8-98025-757-0	1	PIPE; WATER COOLER
168 (C)	8-98063-558-0	1	PIPE; WATER COOLER

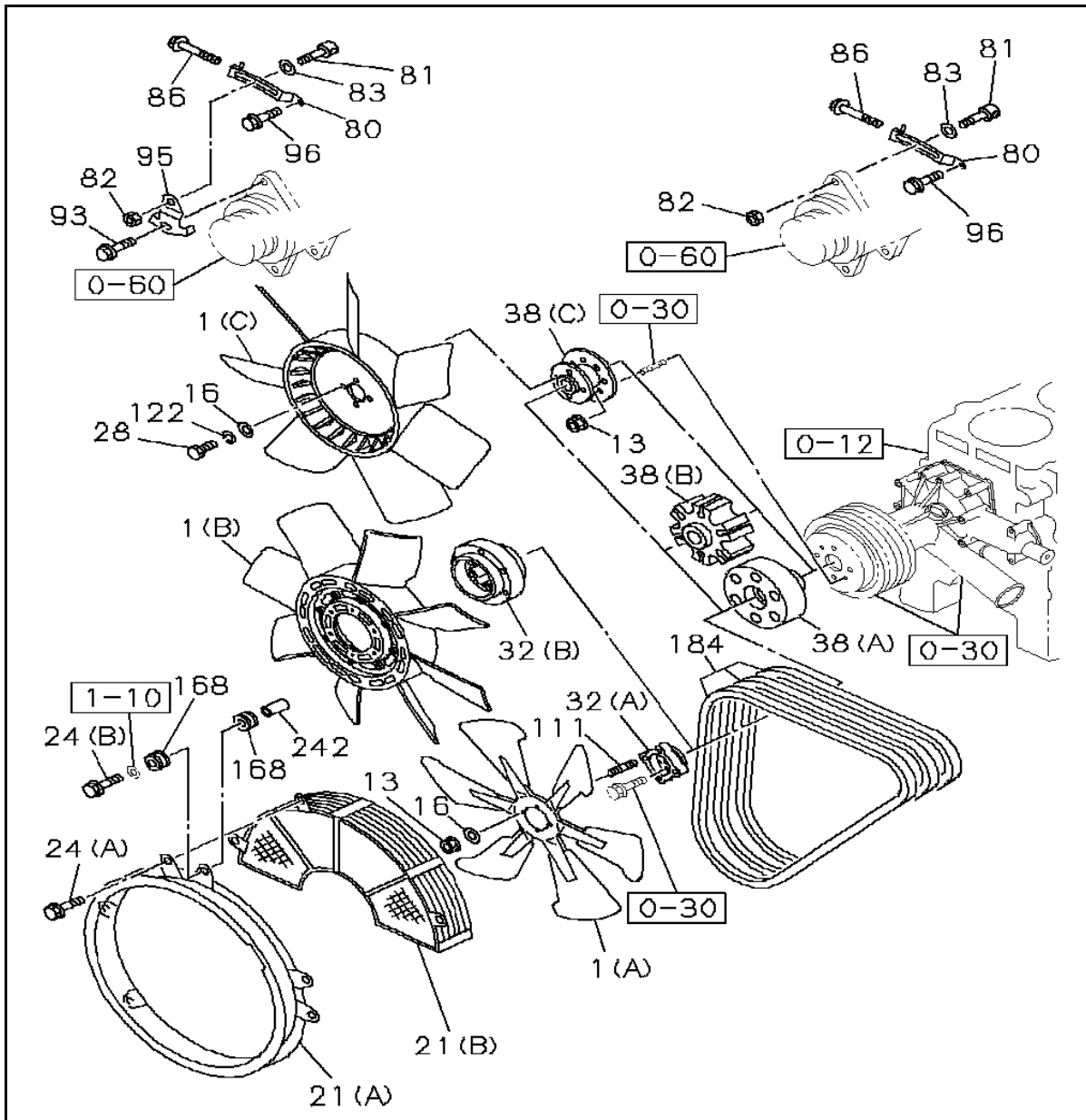
KEY No.	Part no.	qty	Part description
207	8-94472-584-1	1	GASKET ALSO INCLUDED IN GASKET SET(ENGINE)

0-32 WATER PIPING; ENGINE



KEY No.	Part no.	qty	Part description
46	1-13614-023-1	2	GASKET; WATER DUCT,TO OIL COOLER ALSO INCLUDED IN GASKET SET(ENGINE)
47	0-28050-860-0	2	BOLT; DUCT,TO OIL COOLER M8X60 FLANGE
47	0-28650-825-0	2	BOLT; DUCT,TO OIL COOLER M8X25 FLANGE
173	5-13642-077-0 <8-94343-839-1>	1	SPACER; WATER PIPE TO BRKT
177 (A)	0-28050-870-0	1	BOLT; WATER DUCT M8X70 FLANGE
177 (B)	0-28851-670-0	1	BOLT; WATER DUCT M16X70 FLANGE
177 (B)	0-28861-670-0	1	BOLT; WATER DUCT M16X70 FLANGE
178	1-13710-589-0	1	DUCT; WATER,BYPASS
179	1-13614-024-1	1	GASKET; WATER DUCT ALSO INCLUDED IN GASKET SET(ENG.& HEAD)
197	8-94125-862-1	2	CLIP; CAP
790	8-94231-115-0	2	CAP

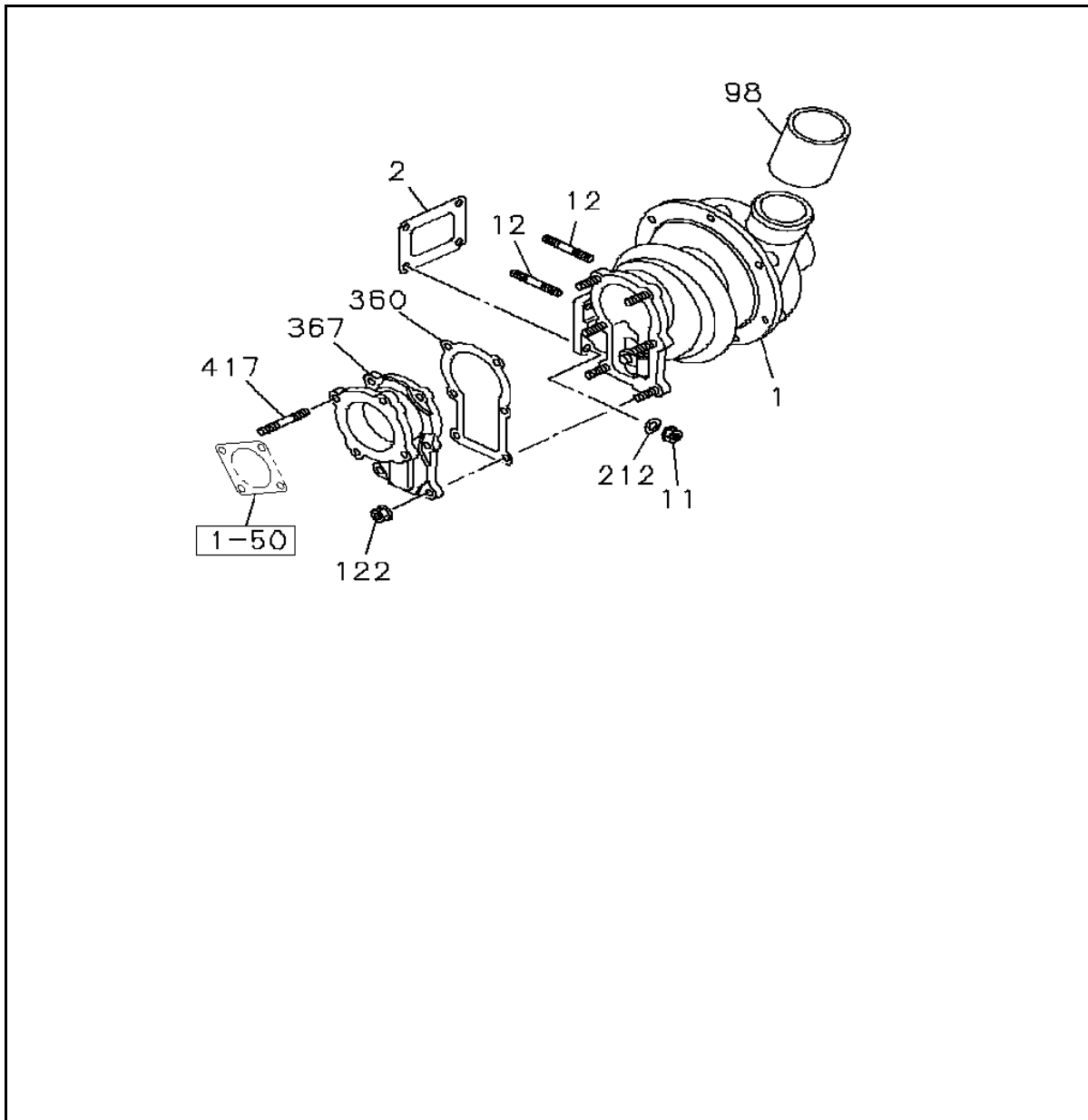
0-33 FAN AND FAN BELT



KEY No.	Part no.	qty	Part description
1 (B)	1-13660-156-1	1	FAN; COOLING D=650-8 BLOW
1 (C)	1-13660-328-1	1	FAN; COOLING D=650-7 SUCT
13	0-91180-110-0	6	NUT; COOLING FAN
16	0-91614-710-0	6	WASHER; PL,COOLING FAN ID=10.5 OD=26
21 (B)	1-21551-486-1	1	GUIDE; FAN
28	0-28050-816-0	4	BOLT; COOLING FAN M8X16 FLANGE
32 (B)	8-98030-223-1	1	ADAPTER; FAN TO PULLEY
38 (C)	1-13642-084-0	1	SPACER; FAN
80	1-13674-282-1	1	PLATE; ADJ
81	1-13674-161-0	1	PIECE; SLIDING
82	0-91180-112-0	1	NUT; ADJ PLATE
83	8-94217-363-0	1	WASHER; PL
86	1-09009-114-1	1	BOLT; ADJ
93	0-28050-830-0	1	BOLT; ADJ PLATE BRKT
95	8-98061-980-0	1	BRACKET; ADJ PLATE
96	0-28151-045-0	1	BOLT; ADJ PLATE

KEY No.	Part no.	qty	Part description
111	9-04321-025-0 <0-44011-025-0>	6	STUD; FAN DRIVE
111	0-43211-025-0	6	STUD; FAN DRIVE
122	0-91510-808-0	4	WASHER; LK,FAN ID=8.2
168	1-09337-017-0	6	RUBBER; MTG
184	8-98046-166-0	1	BELT; WATER PUMP DRIVE L=1220 2-PIECES SET
242	1-22559-026-0	3	TUBE; DISTANCE

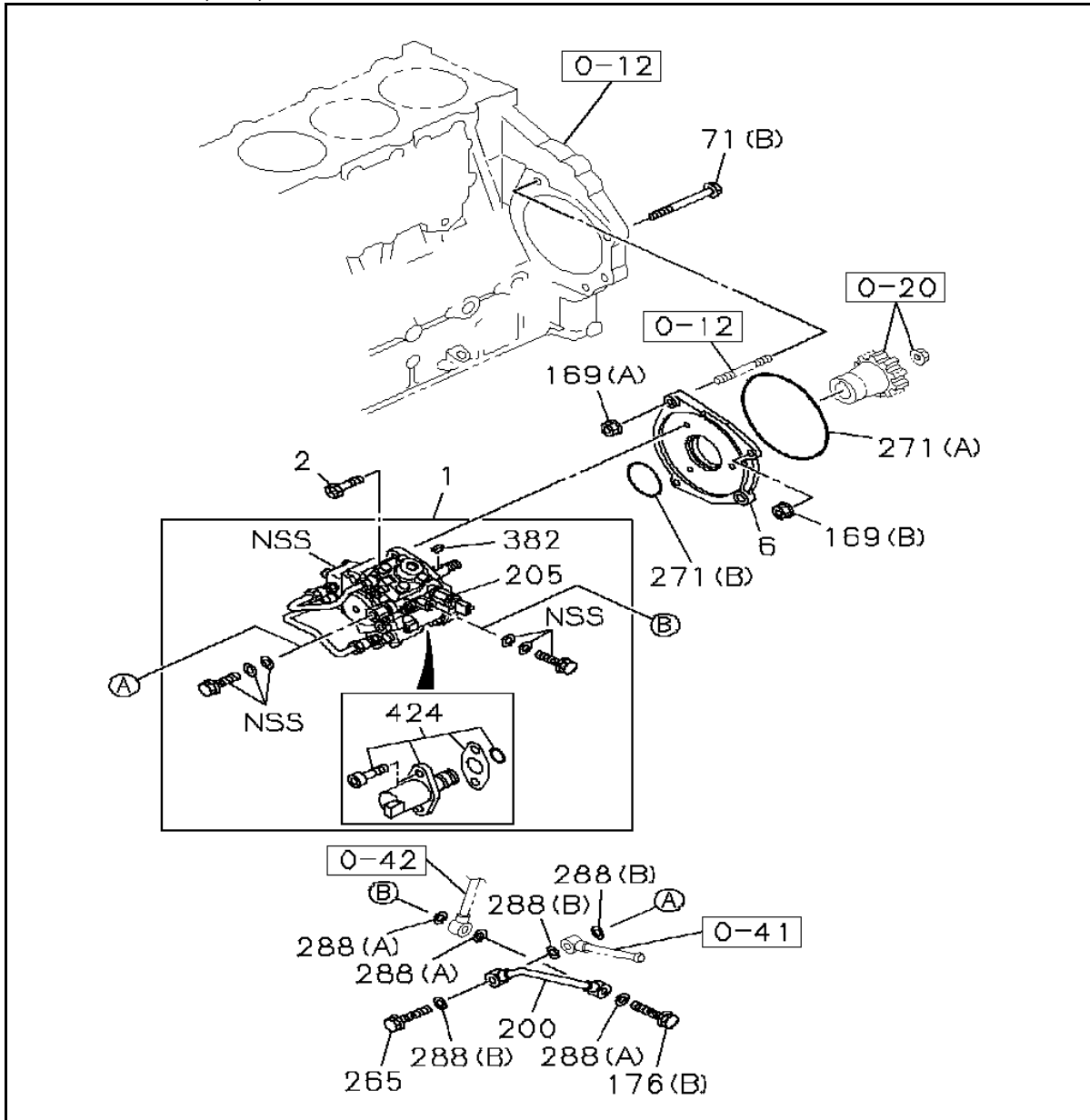
0-36 TURBOCHARGER SYSTEM



KEY No.	Part no.	qty	Part description
1	1-14400-443-0	1	TURBOCHARGER ASM SEE FIG-NO 0-37 FOR COMPONENT.
2	8-98018-855-0	1	GASKET; TURBOCHARGER TO EXH MANIF ALSO INCLUDED IN GASKET SET(ENG.& HEAD)
11	1-09400-027-0	8	NUT; TURBOCHARGER
12	1-09302-179-0	2	STUD; TURBOCHARGER
98	1-09360-797-1	1	HOSE; RUBBER
122	8-97061-401-1	6	NUT; ADAPTER
212	1-09503-033-1 <1-09503-222-0>	4	WASHER; PL,TURBOCHARGER
360	8-94394-248-2	1	GASKET; ADAPTER TO TURBOCHARGER ALSO INCLUDED IN GASKET SET(ENGINE)
367	8-97602-902-1	1	ADAPTER; EXH,TURBOCHARGER TO EXH PIPE
417	1-09302-106-0	4	STUD; ADAPTER TO EXH PIPE

0-40 FUEL INJECTION SYSTEM

(No.1)

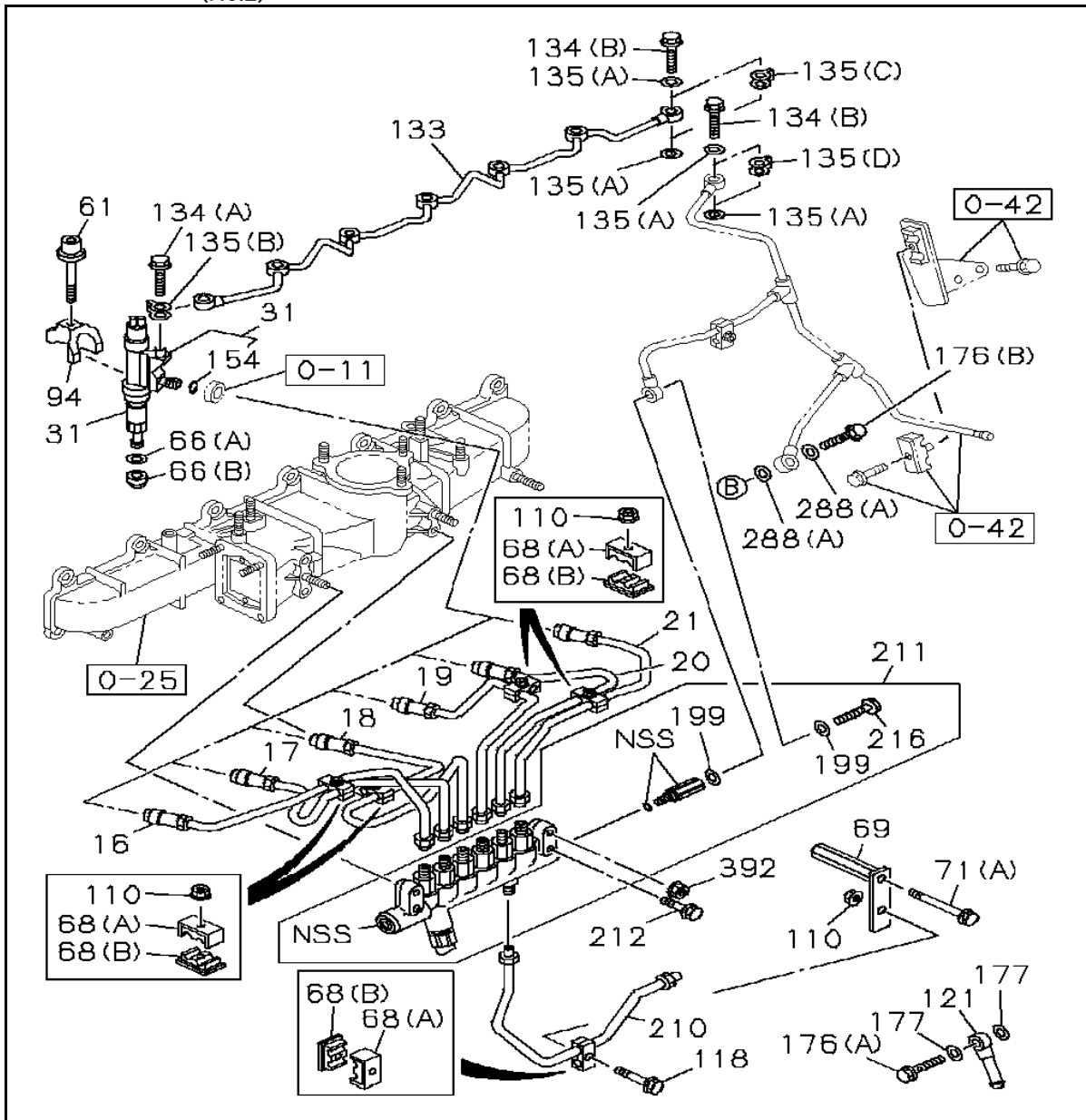


KEY No.	Part no.	qty	Part description
1	8-98091-565-1	1	PUMP ASM; INJ
2	8-94399-256-0	3	BOLT; INJ PUMP
6	8-97601-154-1	1	BRACKET; INJ PUMP TO C/BL
71 (B)	0-28151-200-0	1	BOLT; BRKT
169 (A)	0-91180-110-0	2	NUT; BRKT M10 FLANGE
169 (B)	0-91180-112-0	1	NUT; BRKT M12 FLANGE
176 (B)	8-98011-269-0	1	BOLT; EYE,FEED PUMP
200	8-98008-791-0	1	PIPE; FUEL FEED
205	8-98023-581-0	1	SENSOR; FUEL TEMP
265	8-98074-955-0	1	VALVE; FEED PUMP
271 (A)	1-09623-464-0	1	GASKET; INJ PUMP ALSO INCLUDED IN GASKET SET(ENGINE)
271 (B)	8-98031-844-0	1	GASKET; INJ PUMP ALSO INCLUDED IN GASKET SET(ENGINE)
288 (A)	1-09630-083-0	3	GASKET ID=10.2 ALSO INCLUDED IN GASKET SET(ENGINE)

KEY No.	Part no.	qty	Part description
288 (B)	1-09630-085-0	3	GASKET ID=14.2 ALSO INCLUDED IN GASKET SET(ENGINE)
382	8-97375-384-0	1	KEY; DRIVE SHAFT
382	8-98161-995-0	1	KEY; DRIVE SHAFT
424	8-98130-508-0 <8-98181-831-0>	1	OVERHAUL KIT; SUPPLEY PUMP

0-40 FUEL INJECTION SYSTEM

(No.2)

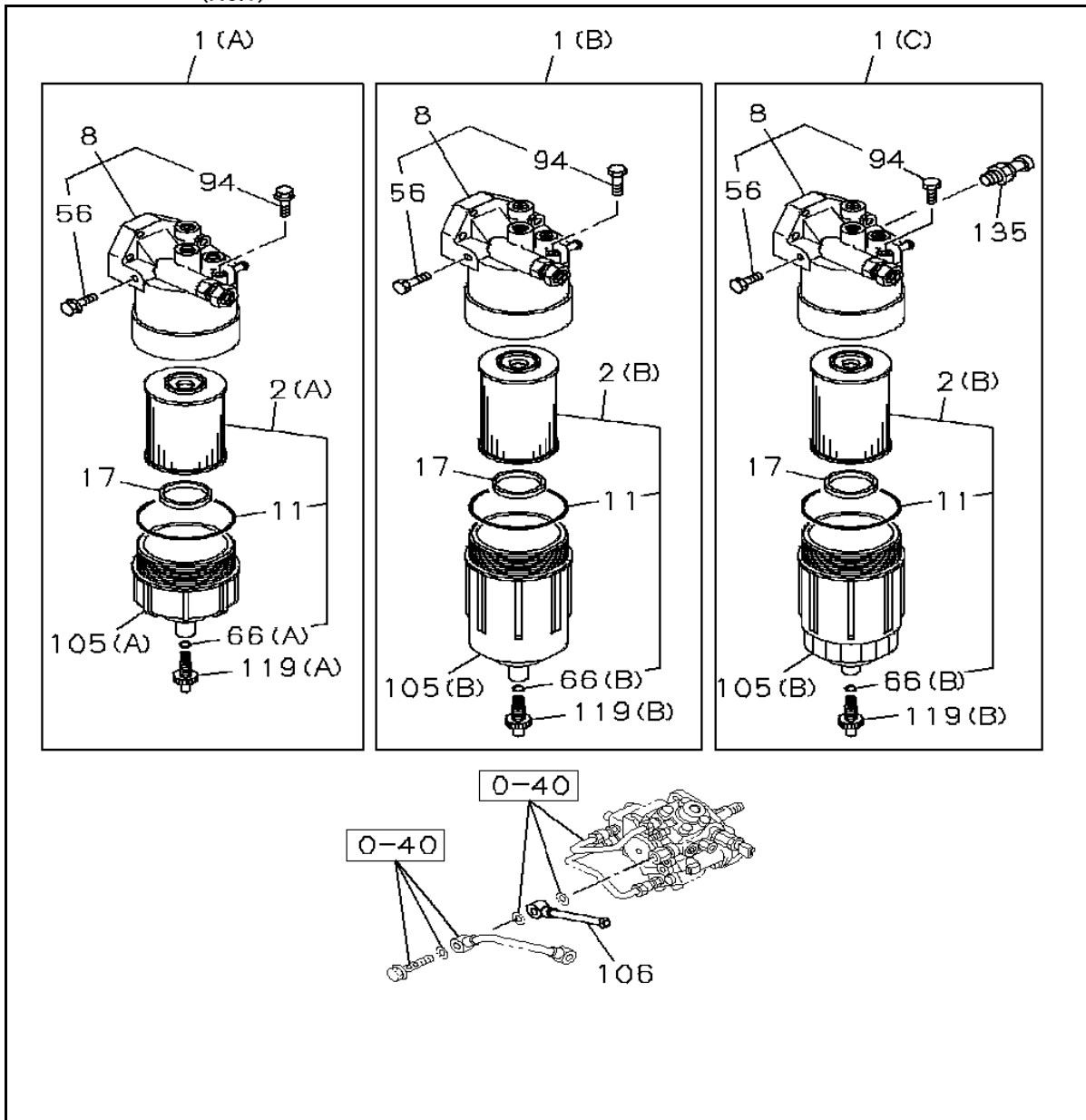


KEY No.	Part no.	qty	Part description
16	8-97602-674-3	1	PIPE; INJ NO.1
17	8-97602-675-3	1	PIPE; INJ NO.2
18	8-97601-771-3	1	PIPE; INJ NO.3
19	8-97600-996-4	1	PIPE; INJ NO.4
20	8-97600-997-3	1	PIPE; INJ NO.5
21	8-97600-998-3	1	PIPE; INJ NO.6
31	8-97329-703-2 <8-97329-703-5>	6	NOZZLE ASM; INJ
31	8-98151-837-2	6	NOZZLE ASM; INJ
61	8-98008-895-0	6	BOLT; CLAMP NOZZLE HOLDER
66 (A)	8-94173-412-0	6	GASKET; INJ NOZZLE ALSO INCLUDED IN GASKET SET(ENG.& HEAD)
66 (B)	8-98079-248-0	6	GASKET; INJ NOZZLE ALSO INCLUDED IN GASKET SET(ENG.& HEAD)
68 (A)	1-09701-172-2 <1-09701-172-3>	5	CLIP; INJ PIPE
68 (A)	8-97330-118-1	5	CLIP; INJ PIPE
68 (B)	1-09701-173-1 <1-09701-173-2>	5	CLIP; INJ PIPE
68 (B)	8-97330-119-1	5	CLIP; INJ PIPE

KEY No.	Part no.	qty	Part description
69	1-13319-065-0	1	BRACKET; INJ PIPE CLIP
71 (A)	0-28050-870-0	1	BOLT; BRKT
94	8-98028-999-1	6	BRACKET; INJ NOZZLE
110	0-91180-106-0	4	NUT; CLIP
118	0-28650-625-0	1	BOLT; CLIP,INJ PIPE M6X25 FLANGE
118	0-28650-635-0	1	BOLT; CLIP,INJ PIPE M6X35 FLANGE
121	8-97383-427-0	4	PIPE; FUEL,FEED PUMP,SUCTION
133	8-94391-311-0	1	PIPE; INJ NOZZLE LEAK OFF
134 (A)	1-09675-037-1	6	BOLT; JOINT,LEAK OFF PIPE
134 (B)	8-94396-711-0	2	BOLT; JOINT,LEAK OFF PIPE
135 (A)	1-09630-083-0	2	GASKET; JOINT BOLT,LEAK OFF PIPE ALSO INCLUDED IN GASKET SET(ENG.& HEAD)
135 (B)	8-97600-925-0	6	GASKET; JOINT BOLT,LEAK OFF PIPE ALSO INCLUDED IN GASKET SET(ENG.& HEAD)
135 (B)	8-98065-992-0	6	GASKET; JOINT BOLT,LEAK OFF PIPE ALSO INCLUDED IN GASKET SET(ENG.& HEAD)
135 (C)	8-98079-755-0	1	GASKET; JOINT BOLT,LEAK OFF PIPE ALSO INCLUDED IN GASKET SET(ENG.& HEAD)
135 (D)	8-97240-975-0	1	GASKET; JOINT BOLT,LEAK OFF PIPE ALSO INCLUDED IN GASKET SET(ENG.& HEAD)
154	9-09561-111-0	6	GASKET; CONNECTOR ALSO INCLUDED IN GASKET SET(ENG.& HEAD)
154	0-95690-111-0	6	GASKET; CONNECTOR ALSO INCLUDED IN GASKET SET(ENG.& HEAD)
176 (A)	1-09675-095-1	4	BOLT; EYE,FEED PUMP
177	1-09630-086-0	8	GASKET; EYE BOLT,INL,FUEL FEED PUMP
199	8-97602-218-0	2	GASKET; EYE BOLT
210	8-97603-307-0	1	PIPE; INJ,C/R
211	8-98152-950-1	1	RAIL ASM; COMMON
212	1-09040-091-1	2	BOLT; RAIL ASM
216	8-97602-173-0	1	BOLT; EYE
392	0-91180-110-0	2	NUT; RAIL ASM

0-41 FUEL FILTER AND BRACKET

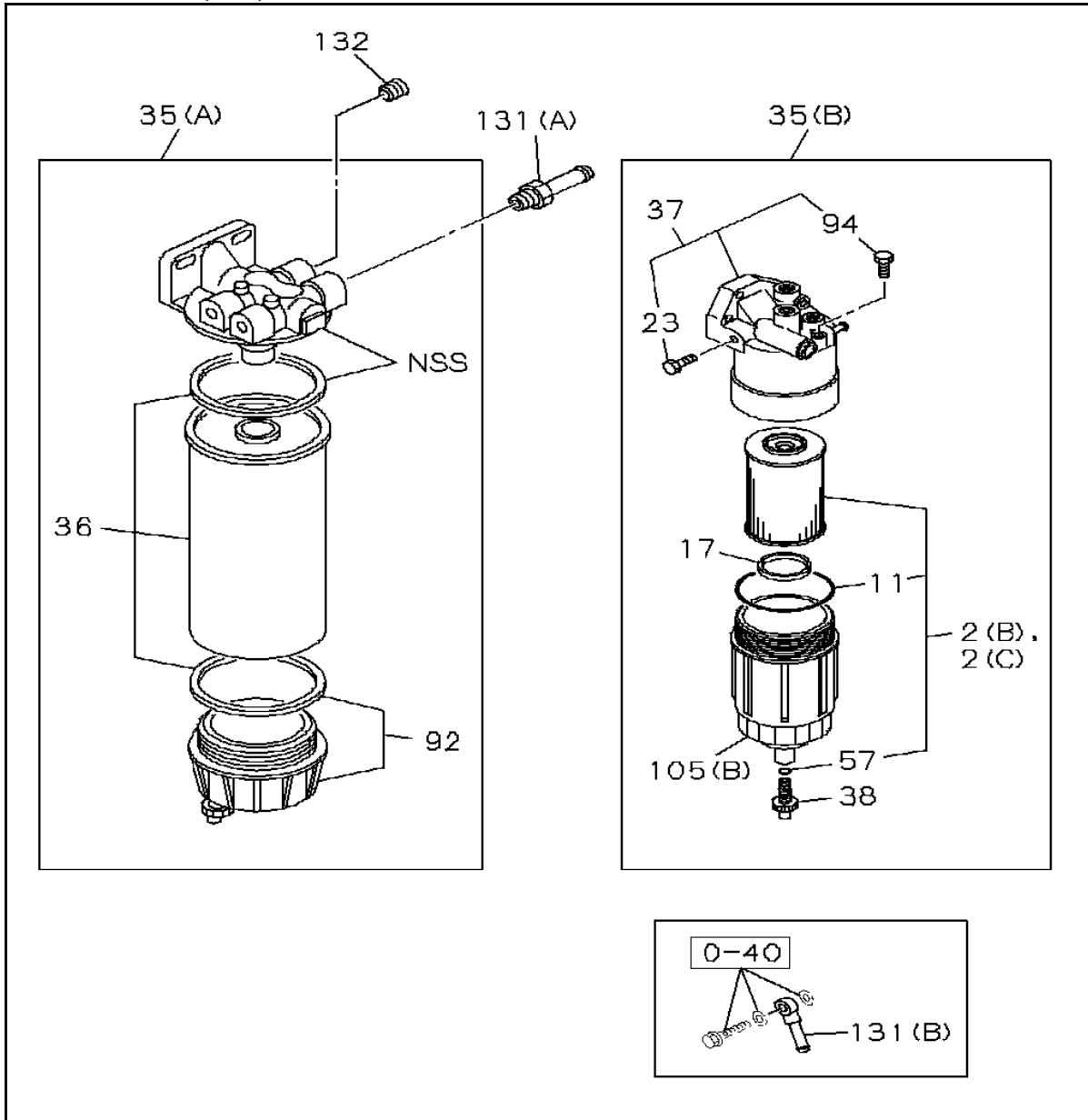
(No.1)



KEY No.	Part no.	qty	Part description
1 (A)	8-98143-826-0	1	FILTER ASM; FUEL
1 (B)	8-98074-291-0 <8-98135-477-0>	1	FILTER ASM; FUEL
2 (A)	8-98143-041-0	1	ELEMENT KIT; FUEL FILTER
2 (B)	8-98074-288-0	1	ELEMENT KIT; FUEL FILTER YELLOW
8	8-98018-529-2	1	COVER; FUEL FILTER
11	8-98008-842-0	1	GASKET; CASE TO BODY,FUEL FILTER
17	8-98008-849-0	1	FLOAT; FUEL FILTER
56	8-98008-847-1	1	PLUG; FUEL FILTER
66 (A)	8-98008-843-0	1	GASKET; PLUG,FUEL FILTER
94	8-98008-846-0	1	VALVE; FUEL FILTER
105 (A)	8-98008-844-0	1	CASE; FUEL FILTER
105 (B)	8-98074-290-1	1	CASE; FUEL FILTER
106	8-98014-903-0	1	PIPE; FUEL
119 (A)	8-98008-848-0	1	PLUG; DRAIN,FUEL FILTER

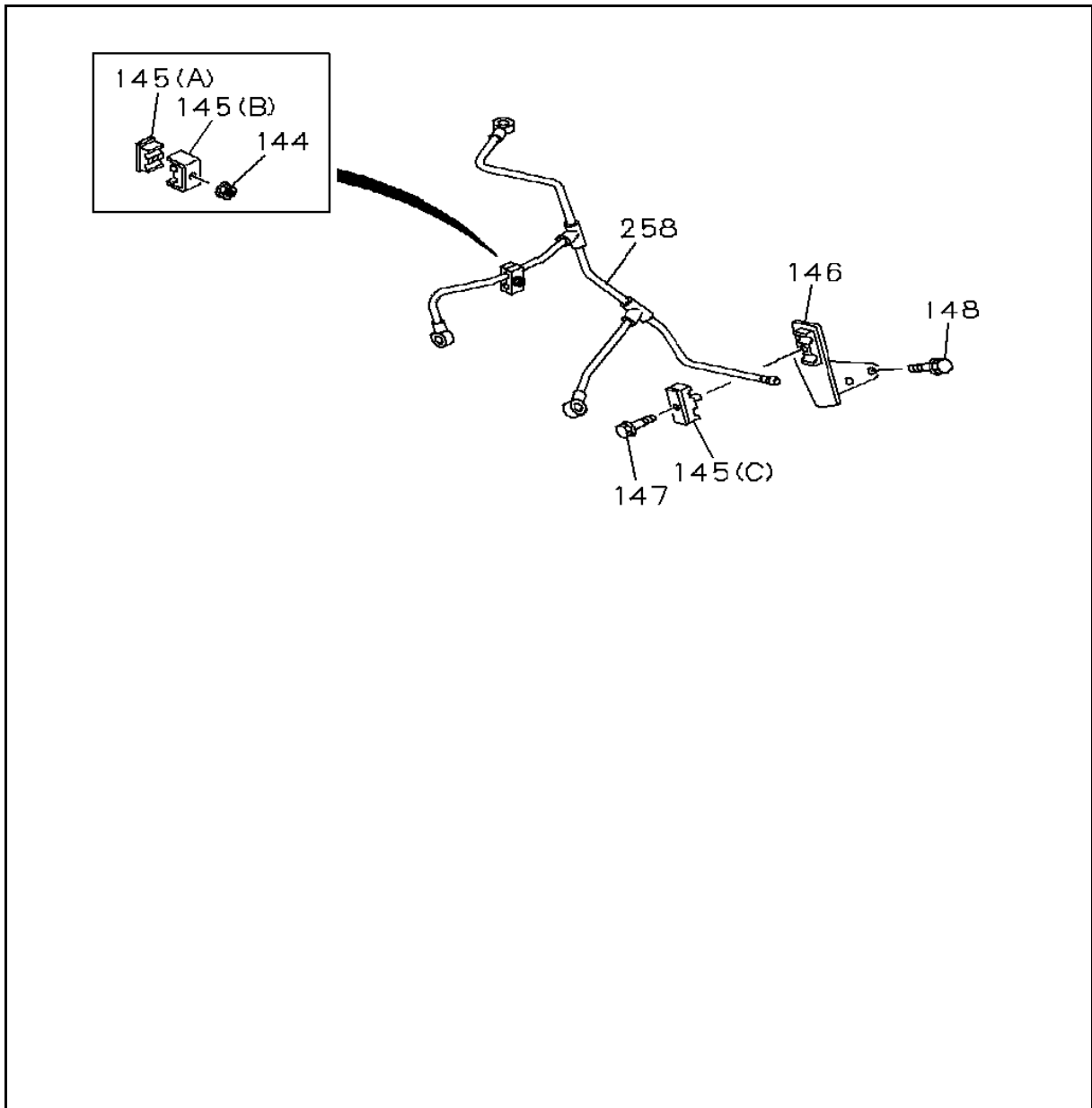
0-41 FUEL FILTER AND BRACKET

(No.2)



KEY No.	Part no.	qty	Part description
2 (C)	8-98075-854-0 <8-98074-288-0>	1	ELEMENT KIT; FUEL FILTER GREEN
23	8-98076-256-0	1	PLUG; COVER
35 (A)	8-98014-254-0	1	FILTER ASM; SUB FUEL
35 (B)	8-98075-855-2	1	FILTER ASM; SUB FUEL
36	8-98021-936-0	1	ELEMENT; FUEL FILTER
37	8-98076-261-0	1	COVER; FUEL FILTER
38	8-98074-292-0	1	PLUG; DRAIN
57	8-98074-297-0	1	GASKET; PLUG
92	1-13226-005-0	1	CAP; FUEL FILTER
131 (A)	8-98122-953-0	2	PIPE; FILTER
131 (B)	8-97383-427-0	2	PIPE; FILTER
132	8-94231-272-1	2	PLUG; FILTER
132	8-97329-623-0	2	PLUG; FILTER

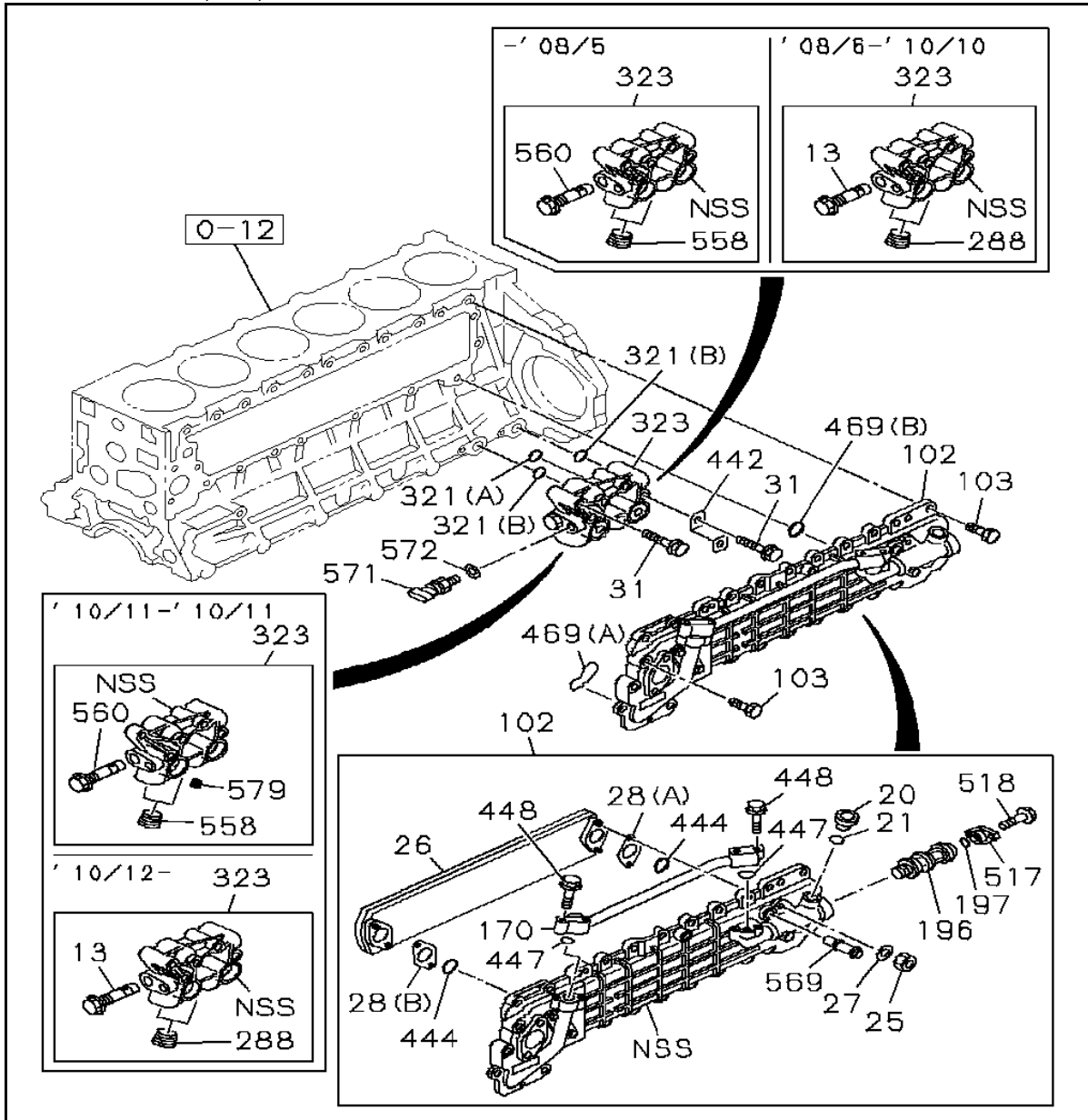
0-42 FUEL PUMP AND PIPE



KEY No.	Part no.	qty	Part description
144	0-91180-106-0	1	NUT; CLIP
145 (A)	1-09701-180-0	1	CLIP; FUEL PIPE
145 (B)	8-94393-280-3	1	CLIP; FUEL PIPE
145 (C)	8-97216-188-6	1	CLIP; FUEL PIPE
146	8-97601-008-0	1	BRACKET; FUEL END
147	0-28650-635-0	1	BOLT; CLIP,FUEL PIPE
148	0-28050-812-0	2	BOLT; BRKT
258	1-15416-877-0	1	PIPE ASM; FUEL,LEAK OFF

0-50 OIL COOLER AND OIL FILTER

(No.1)

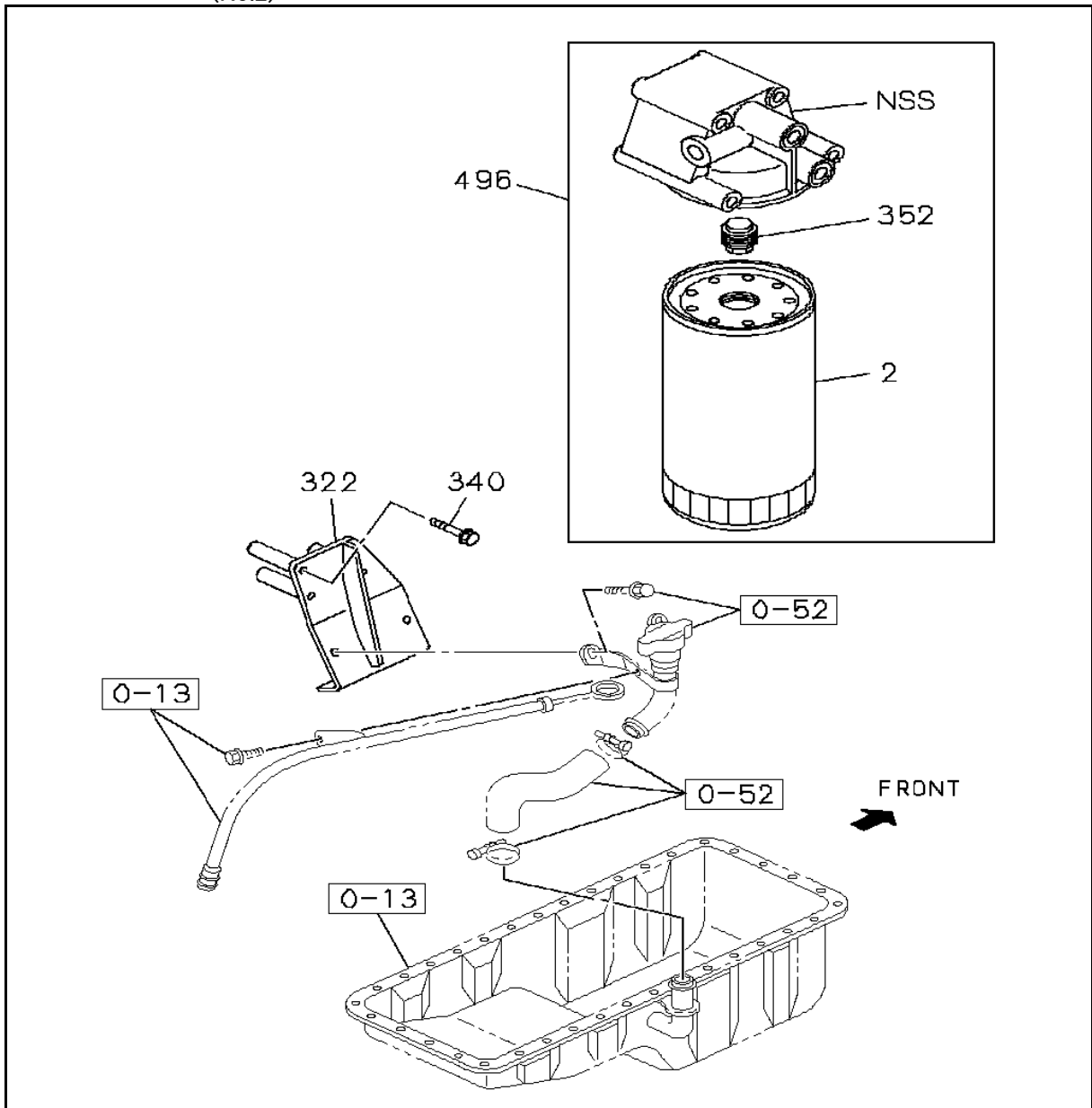


KEY No.	Part no.	qty	Part description
13	1-13160-035-0	1	VALVE; RELIEF
20	8-94396-753-0	1	PLUG; COOLER BODY
21	8-94396-755-0	1	GASKET; PLUG
25	1-13219-324-0	4	NUT; CORE TO BODY
26	1-21723-066-0	1	CORE ASM; OIL COOLER
27	9-09164-510-0	4	WASHER; PL,CORE TO BODY
28 (A)	1-21729-117-0	1	GASKET; CORE TO BODY
28 (B)	8-94394-930-0	1	GASKET; CORE TO BODY
31	0-28151-025-0	1	BOLT; OIL PIPE M10X25 FLANGE
31	0-28151-090-0	3	BOLT; OIL PIPE M10X90 FLANGE
102	1-13201-066-3	1	COOLER ASM; OIL
103	0-28080-822-0 <8-97365-376-0>	24	BOLT; OIL COOLER M8X22 FLANGE
103	0-28650-835-0	1	BOLT; OIL COOLER M8X35 FLANGE
103	1-09044-071-1	3	BOLT; OIL COOLER M8X55 FLANGE
170	8-94390-078-2	1	PIPE; BYPASS

KEY No.	Part no.	qty	Part description
196	8-97600-936-0	1	THERMOSTAT; OIL COOLER
197	8-94399-279-0	1	GASKET; THERMOSTAT
288	1-09605-025-0	2	PLUG; OIL DRAIN
321 (A)	8-94399-339-0	1	GASKET; OIL FILTER TO C/BL ALSO INCLUDED IN GASKET SET(ENGINE)
321 (B)	8-94399-399-0	2	GASKET; OIL FILTER TO C/BL ALSO INCLUDED IN GASKET SET(ENGINE)
323	8-97363-840-3	1	COVER; OIL PORT
323	8-98109-711-1	1	COVER; OIL PORT
442	1-47475-868-0	2	BRACKET; HARNESS,OIL FILTER
444	8-94396-810-0	2	GASKET; ELEMENT TO BODY
444	1-09623-299-0	2	GASKET; ELEMENT TO BODY
447	1-09623-588-0	2	GASKET; BYPASS PIPE
448	0-28050-830-0	4	BOLT; BYPASS PIPE
469 (A)	8-94399-002-0	1	GASKET; OIL COOLER TO C/BL ALSO INCLUDED IN GASKET SET(ENGINE)
469 (B)	8-94399-279-0	1	GASKET; OIL COOLER TO C/BL ALSO INCLUDED IN GASKET SET(ENGINE)
469 (B)	8-98045-449-0	1	GASKET; OIL COOLER TO C/BL ALSO INCLUDED IN GASKET SET(ENGINE)
517	1-21729-118-0 <8-94391-731-0>	1	PLUG; THERMOSTAT,OIL COOLER
518	0-28050-816-0	2	BOLT; PLUG,THERMOSTAT
558	1-09605-025-0	2	PLUG; COVER,OIL PORT
560	1-13160-035-0	1	VALVE; RELIEF,OIL PORT COVER
569	1-13711-857-0	1	PIPE; WATER,EGR
571	8-98027-456-0	1	SENSOR; OIL PRESSURE
572	1-09630-085-0	1	GASKET; OIL PRESSURE ALSO INCLUDED IN GASKET SET(ENGINE)
579	1-09605-050-0 <8-97369-552-1>	1	PLUG; OIL PORT PT 1/8

0-50 OIL COOLER AND OIL FILTER

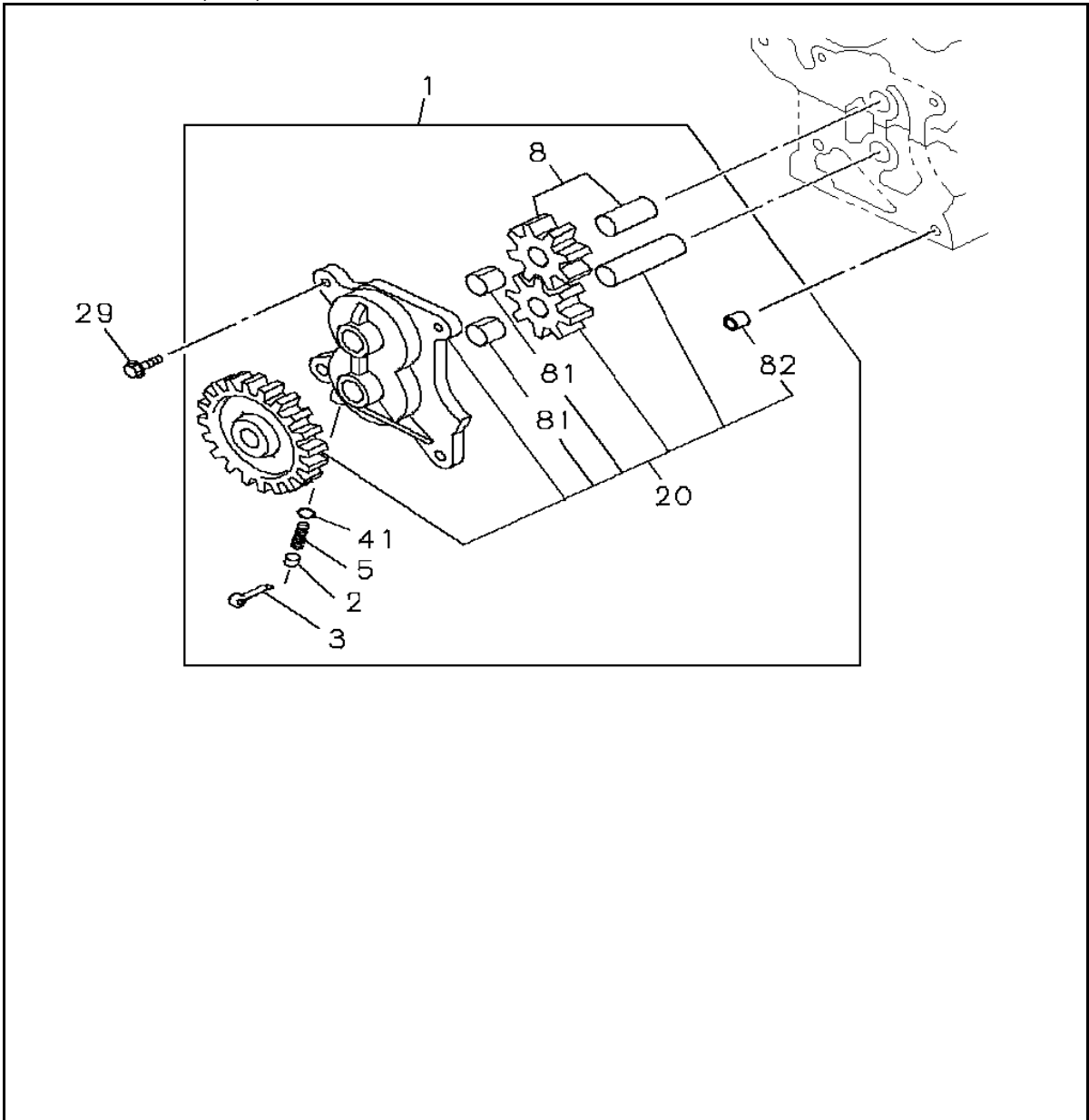
(No.2)



KEY No.	Part no.	qty	Part description
2	1-13240-232-2	1	ELEMENT; OIL FILTER
322	1-19755-220-0	1	BRACKET; OIL FILTER
352	8-97222-125-0	1	ADAPTER; OIL FILTER
496	8-97324-386-1	1	FILTER ASM; OIL

0-51 OIL PUMP AND OIL STRAINER

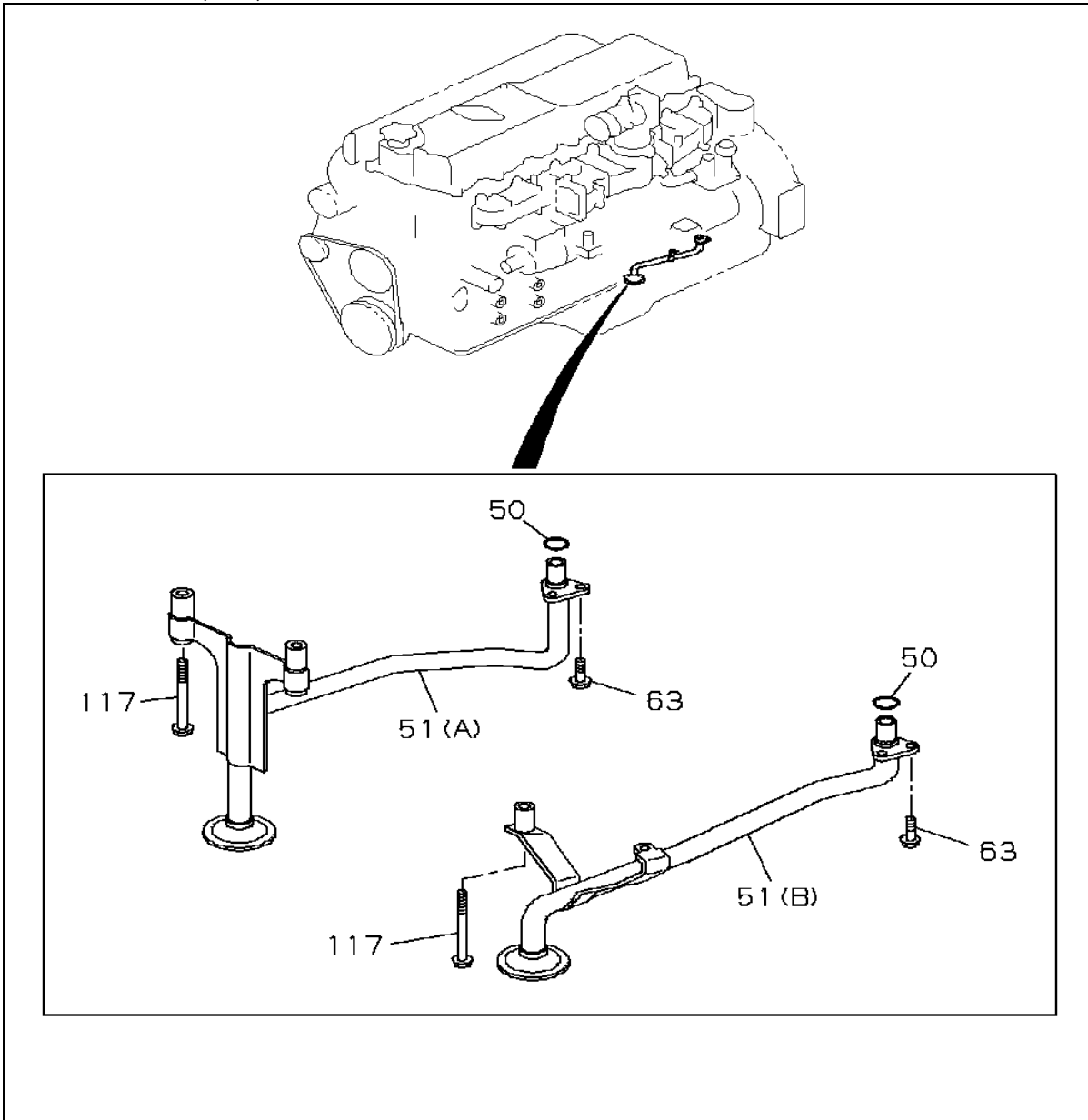
(No.1)



KEY No.	Part no.	qty	Part description
1	8-94390-414-3	1	PUMP ASM; OIL
2	5-13165-004-0	1	SEAT; SPR
3	9-08104-030-0 <0-81124-030-0>	1	PIN; SPLIT
5	5-09580-098-0	1	SPRING; COIL
8	8-97602-115-0	1	GEAR; DRIVEN,OIL PUMP
20	8-97602-132-1	1	GEAR; DRIVE,OIL PUMP
29	0-28050-825-0	4	BOLT; OIL PUMP
41	5-09843-003-0	1	BALL; OIL RELIEF VLV
81	8-94393-596-1	2	BUSHING; GEAR SHAFT,OIL PUMP
82	9-13119-022-0 <1-13119-003-0>	2	DOWEL; OIL PUMP

0-51 OIL PUMP AND OIL STRAINER

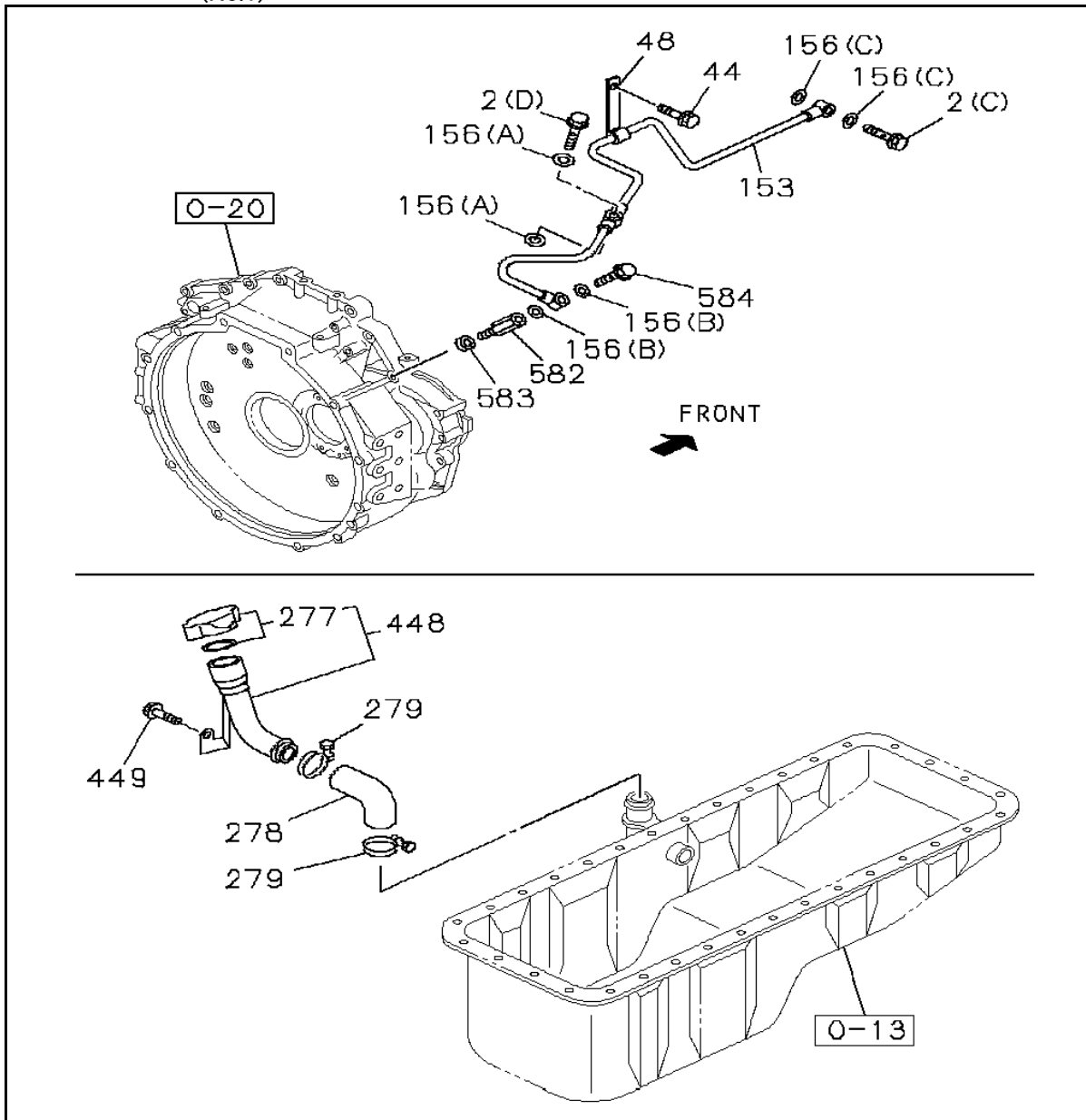
(No.2)



KEY No.	Part no.	qty	Part description
50	8-94399-398-0	1	GASKET; OIL PIPE,STRAINER TO PUMP ALSO INCLUDED IN GASKET SET(ENGINE)
51 (A)	1-13314-049-1	1	STRAINER & PIPE ASM; OIL
51 (B)	1-13313-947-1	1	STRAINER & PIPE ASM; OIL
63	0-28080-814-0	2	BOLT; OIL PIPE,STRAINER TO PUMP M8X14 FLANGE
117	0-28156-015-0	2	BOLT; STAY TO CRANKCASE M10X150 FLANGE

0-52 OIL AND VACUUM PIPING; ENGINE

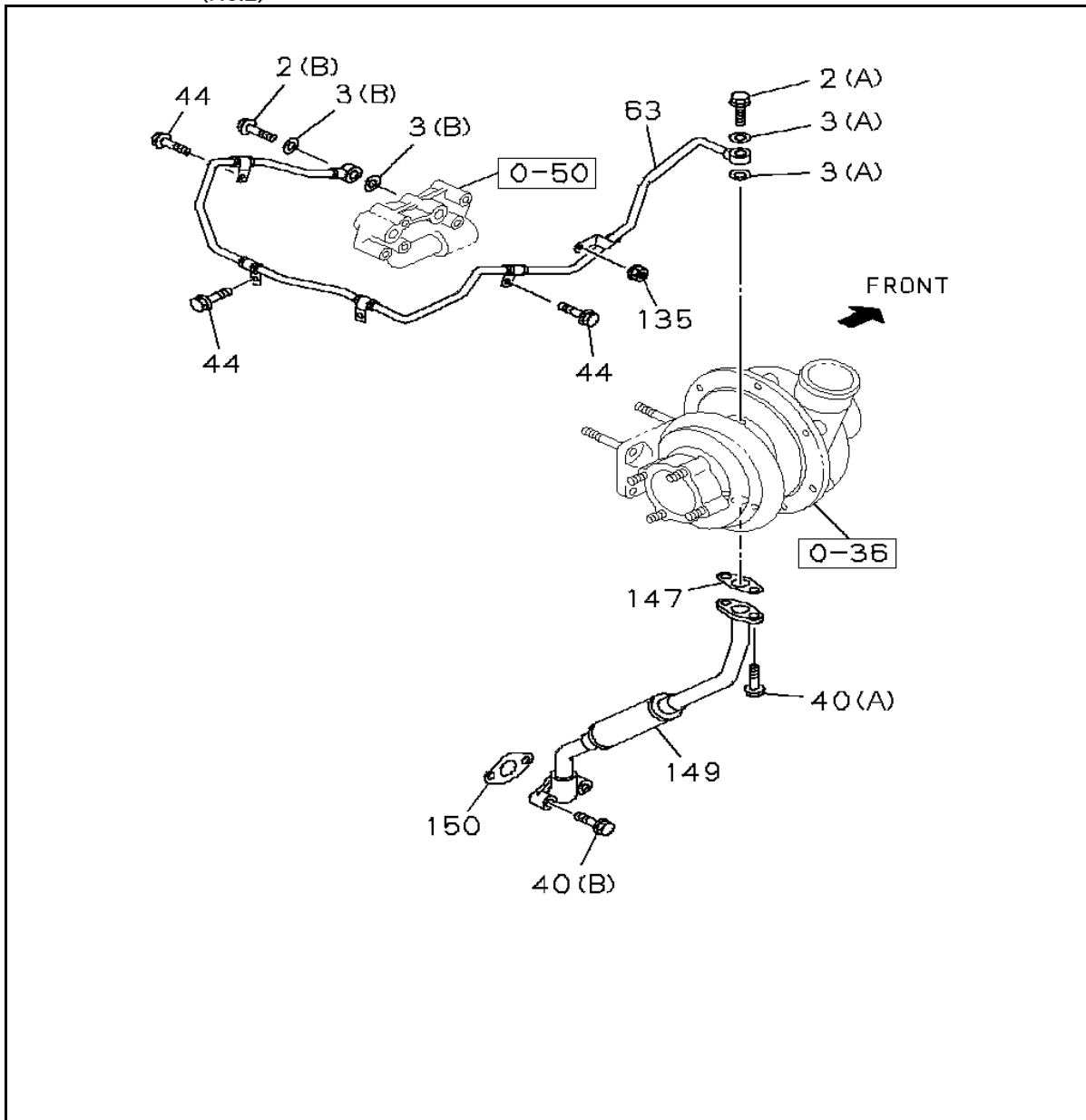
(No.1)



KEY No.	Part no.	qty	Part description
44	0-28080-814-0	4	BOLT; CLIP,OIL PIPE
277	1-11750-012-0	1	CAP; OIL FILLER
278	1-09361-070-1	1	HOSE; RUBBER,OIL FILLER
279	9-09915-512-1	2	CLIP; RUBBER HOSE
448	1-11740-273-1	1	FILLER; OIL

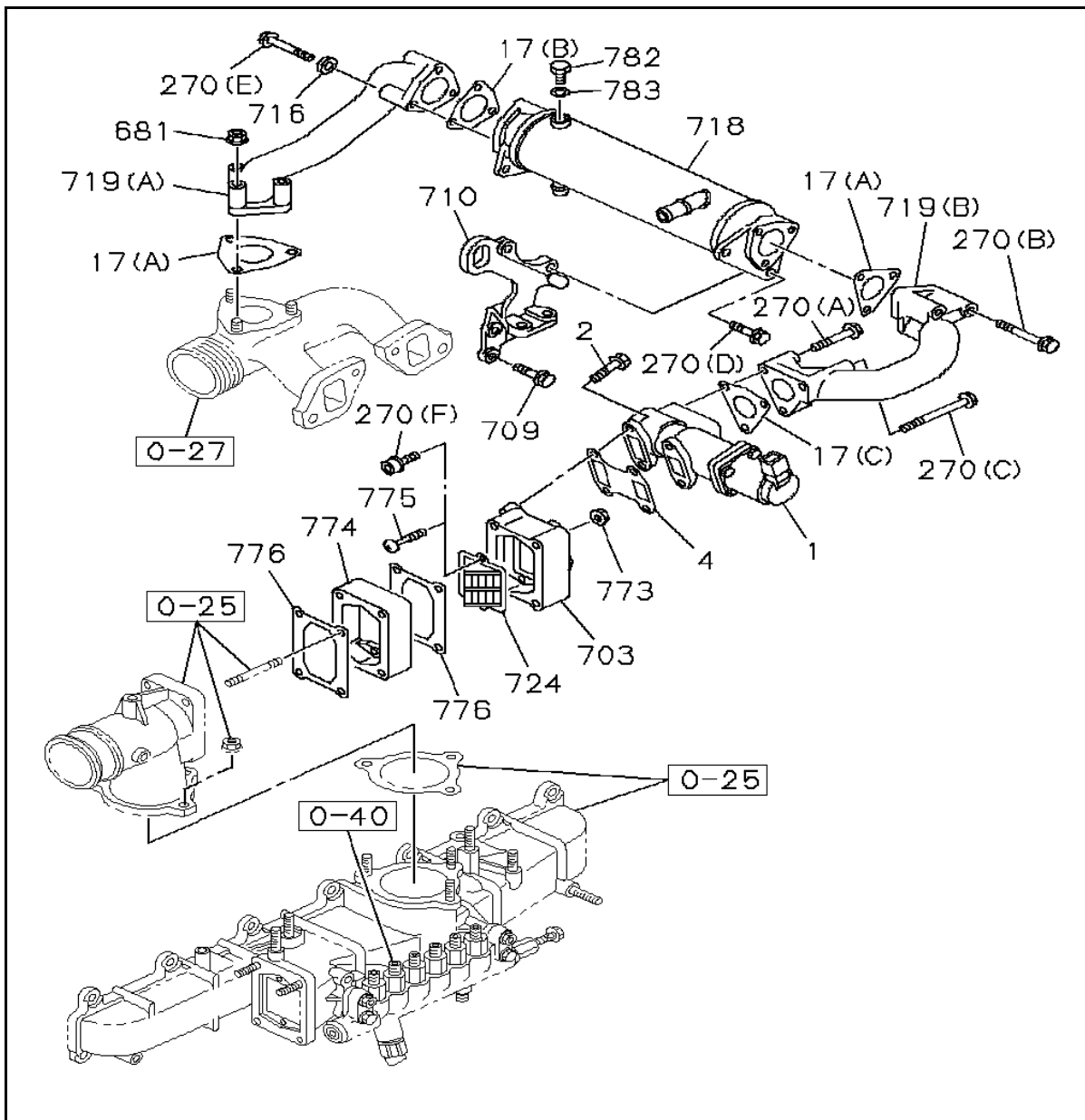
0-52 OIL AND VACUUM PIPING; ENGINE

(No.2)



KEY No.	Part no.	qty	Part description
2 (A)	1-09675-229-0	1	BOLT; EYE,OIL PIPE M12X24
2 (B)	8-98037-823-0	1	BOLT; EYE,OIL PIPE M10X28
3 (A)	8-97331-137-1	1	GASKET; EYE BOLT,OIL PIPE ALSO INCLUDED IN GASKET SET(ENG.& HEAD)
3 (B)	9-09571-410-0	2	GASKET; EYE BOLT,OIL PIPE ALSO INCLUDED IN GASKET SET(ENG.& HEAD)
40 (A)	0-28050-840-0	2	BOLT; OIL PIPE M8X40 FLANGE
40 (B)	0-28650-825-0	2	BOLT; OIL PIPE M8X25 FLANGE
63	8-98007-000-2	1	PIPE; OIL,TURBOCHARGER FEED
135	0-91180-210-0	1	NUT; CLIP
147	8-94390-641-1	1	GASKET; OIL PIPE TO TURBOCHARGER ALSO INCLUDED IN GASKET SET(ENG.& HEAD)
149	1-13313-949-2	1	PIPE; OIL RETURN,TURBOCHARGER
150	8-94394-671-0	1	GASKET; OIL PIPE TO C/BL ALSO INCLUDED IN GASKET SET(ENG.& HEAD)

0-57 EMISSION PIPING

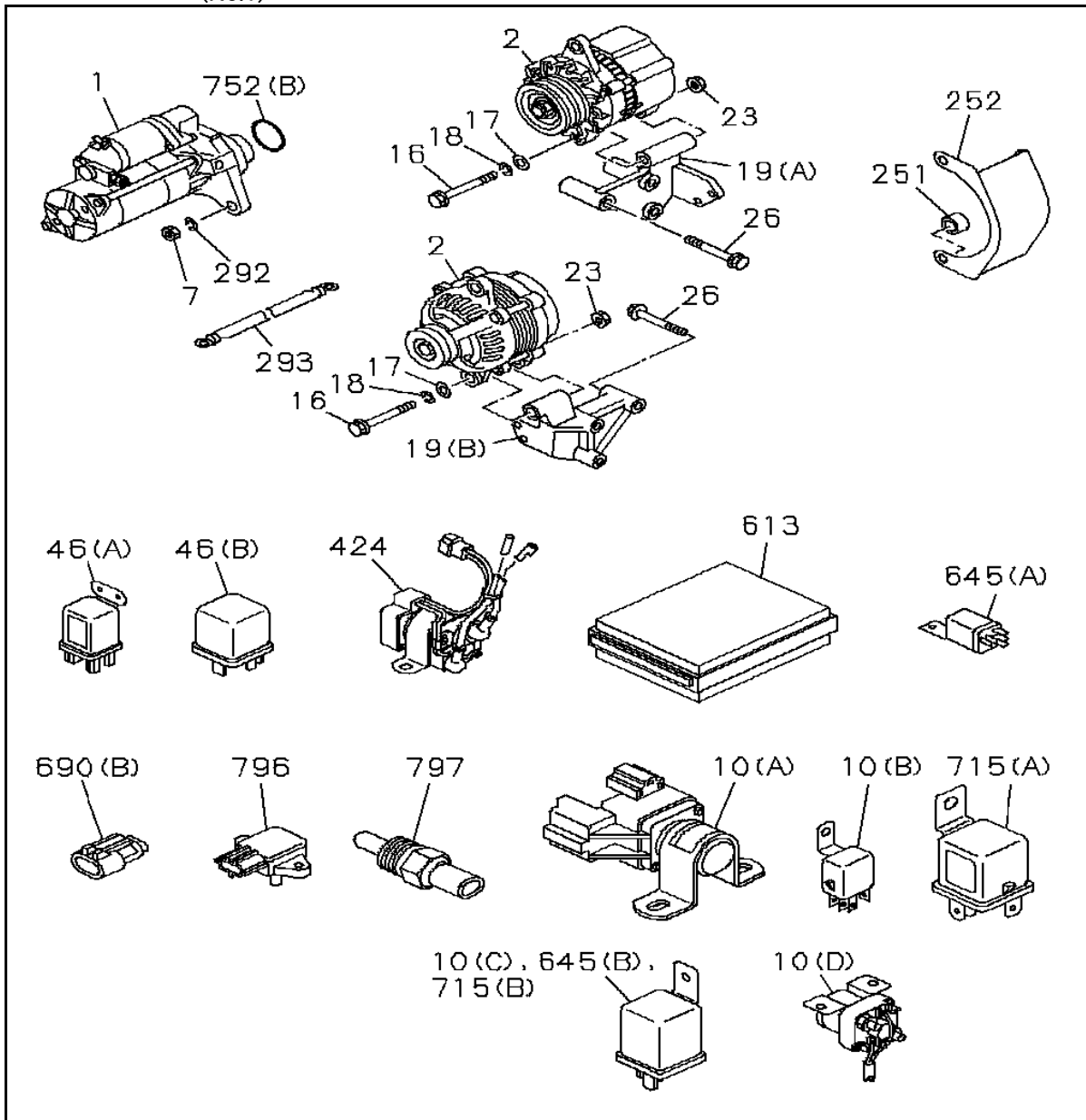


KEY No.	Part no.	qty	Part description
1	8-98001-191-2	1	VALVE; EGR
1	8-98179-548-0	1	VALVE; EGR
2	0-28060-825-0	4	BOLT; EGR VALVE
4	8-98001-024-0	1	GASKET; EGR VALVE ALSO INCLUDED IN GASKET SET(ENGINE)
17 (A)	8-97367-918-0	2	GASKET; EGR PIPE ALSO INCLUDED IN GASKET SET(ENGINE)
17 (B)	8-97601-836-0	1	GASKET; EGR PIPE ALSO INCLUDED IN GASKET SET(ENGINE)
17 (C)	8-98001-023-0	1	GASKET; EGR PIPE ALSO INCLUDED IN GASKET SET(ENGINE)
270 (A)	0-28050-845-0	2	BOLT M8X45 FLANGE
270 (B)	0-28050-860-0	3	BOLT M8X60 FLANGE
270 (C)	0-28050-880-0	1	BOLT M8X80 FLANGE
270 (D)	0-28060-825-0	2	BOLT M8X25 FLANGE

KEY No.	Part no.	qty	Part description
270 (E)	8-98158-604-0	3	BOLT M8X60
270 (F)	8-98186-000-0	2	BOLT M6X14
681	8-97061-401-1	3	NUT; EGR PIPE
703	8-98021-394-0	1	DUCT; EGR
709	0-28151-230-0	3	BOLT; EGR COOLER
710	8-98021-539-0	1	BRACKET; EGR COOLER
716	5-09500-012-0	3	WASHER; EGR PIPE
718	8-98006-995-3	1	COOLER; EGR
719 (A)	1-16181-121-1	1	PIPE; EGR
719 (B)	8-98006-996-0	1	PIPE; EGR
724	8-98117-171-1	1	VALVE; REED
724	8-98184-264-0	1	VALVE; REED
773	0-91280-110-0	4	NUT; CASE
774	8-98021-393-1	1	CASE; REED VLV
775	9-03486-612-0	2	SCREW; REED VLV
776	8-97374-517-0	2	GASKET; CASE ALSO INCLUDED IN GASKET SET(ENGINE)
782	1-09604-094-0	1	PLUG; EGR COOLER
783	9-09571-410-0	1	GASKET; PLUG ALSO INCLUDED IN GASKET SET(ENGINE)

0-60 ENGINE ELECTRICAL CONTROL PARTS

(No.1)

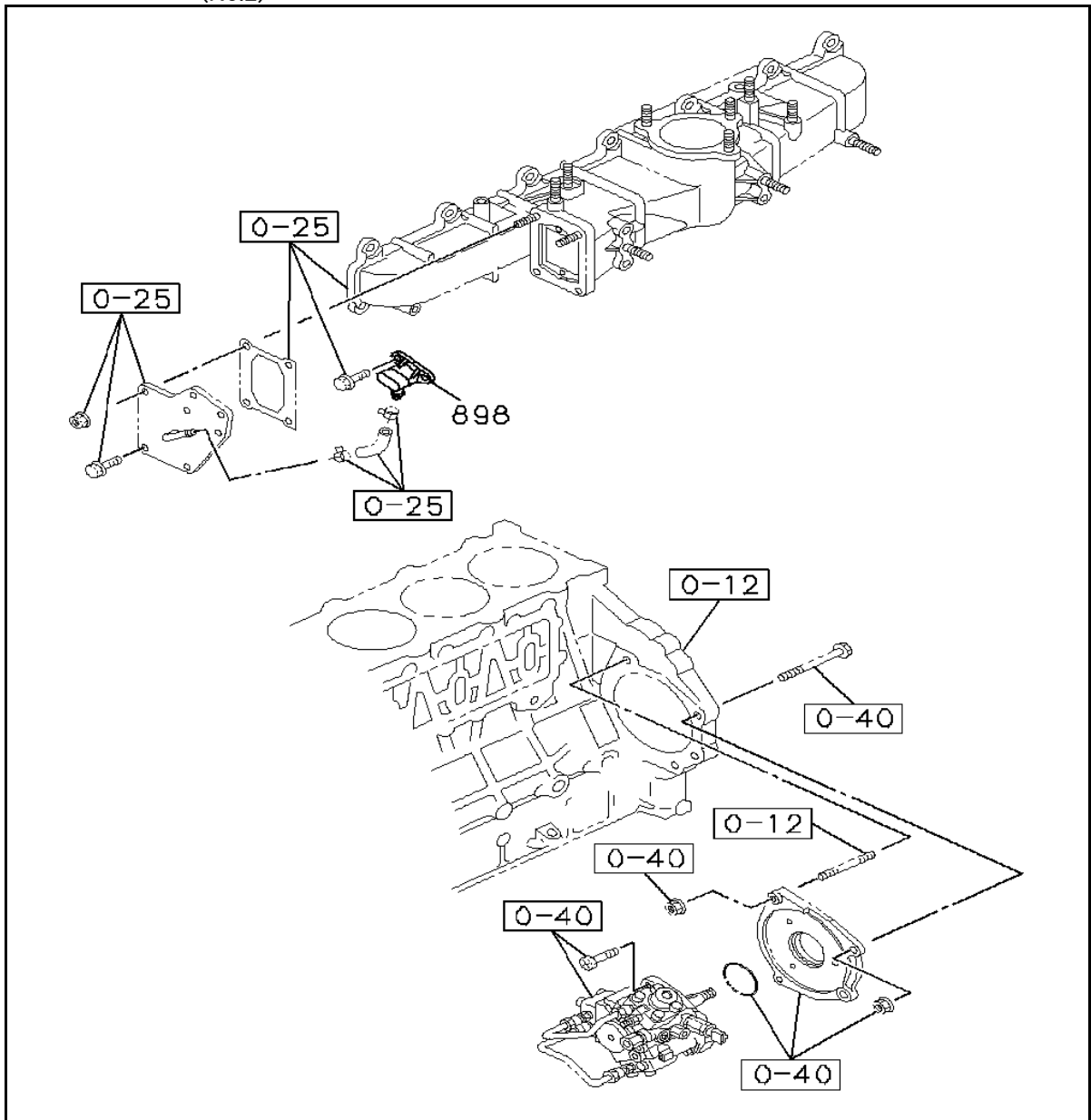


KEY No.	Part no.	qty	Part description
1	8-98141-206-1	1	STARTER ASM 24V5.0KW MITSUBISHI SEE FIG-NO 0-65 FOR COMPONENT.
2	1-81200-603-5	1	GENERATOR ASM 24V50A MITSUBISHI SEE FIG-NO 0-66 FOR COMPONENT.
7	0-91110-514-0	2	NUT; STARTER
10 (A)	8-98005-631-0	1	RELAY; STARTER
10 (B)	8-98013-790-0	1	RELAY; STARTER
10 (C)	5-82550-029-0	1	RELAY; STARTER
10 (D)	5-82553-044-4	1	RELAY; STARTER
16	1-09000-133-1	1	BOLT; GEN M14X135
16	1-09000-251-2	1	BOLT; GEN M14X150
17	0-91610-514-0	1	WASHER; PL,GEN ID=15
18	0-91510-514-0	1	WASHER; LK,GEN ID=14.2
19 (A)	1-19711-136-1	1	BRACKET; GEN

KEY No.	Part no.	qty	Part description
19 (B)	8-98062-254-0	1	BRACKET; GEN
23	1-19711-029-0	1	NUT; GEN
26	0-28151-080-0	3	BOLT; GEN BRKT
46 (A)	8-94460-706-1	1	RELAY; GLOW PLUG
46 (B)	8-97173-951-0	1	RELAY; GLOW PLUG
251	8-94474-926-0	1	SPACER; GEN
252	1-19719-058-0	1	COVER; GEN
252	8-98051-537-0	1	COVER; GEN
292	0-91510-514-0	2	WASHER; LK,STARTER
613	8-98030-202-0 <8-98064-368-1>	1	CONTROL UNIT; ENG
613	8-98064-368-0 <8-98064-368-1>	1	CONTROL UNIT; ENG
613	8-98124-548-1	1	CONTROL UNIT; ENG
645 (A)	8-98013-790-0	1	RELAY; ENG CONT
645 (B)	5-82550-029-0	1	RELAY; ENG CONT
690 (B)	8-94443-789-0	1	CONNECTOR
715 (A)	5-82550-030-0	1	RELAY; FUEL PUMP
715 (B)	5-82550-029-0	1	RELAY; FUEL PUMP
752 (B)	8-98022-823-0	1	GASKET ALSO INCLUDED IN GASKET SET(ENGINE)
796	8-97217-778-0	1	SENSOR; MAP
797	8-12146-830-0	1	SENSOR; MAT

0-60 ENGINE ELECTRICAL CONTROL PARTS

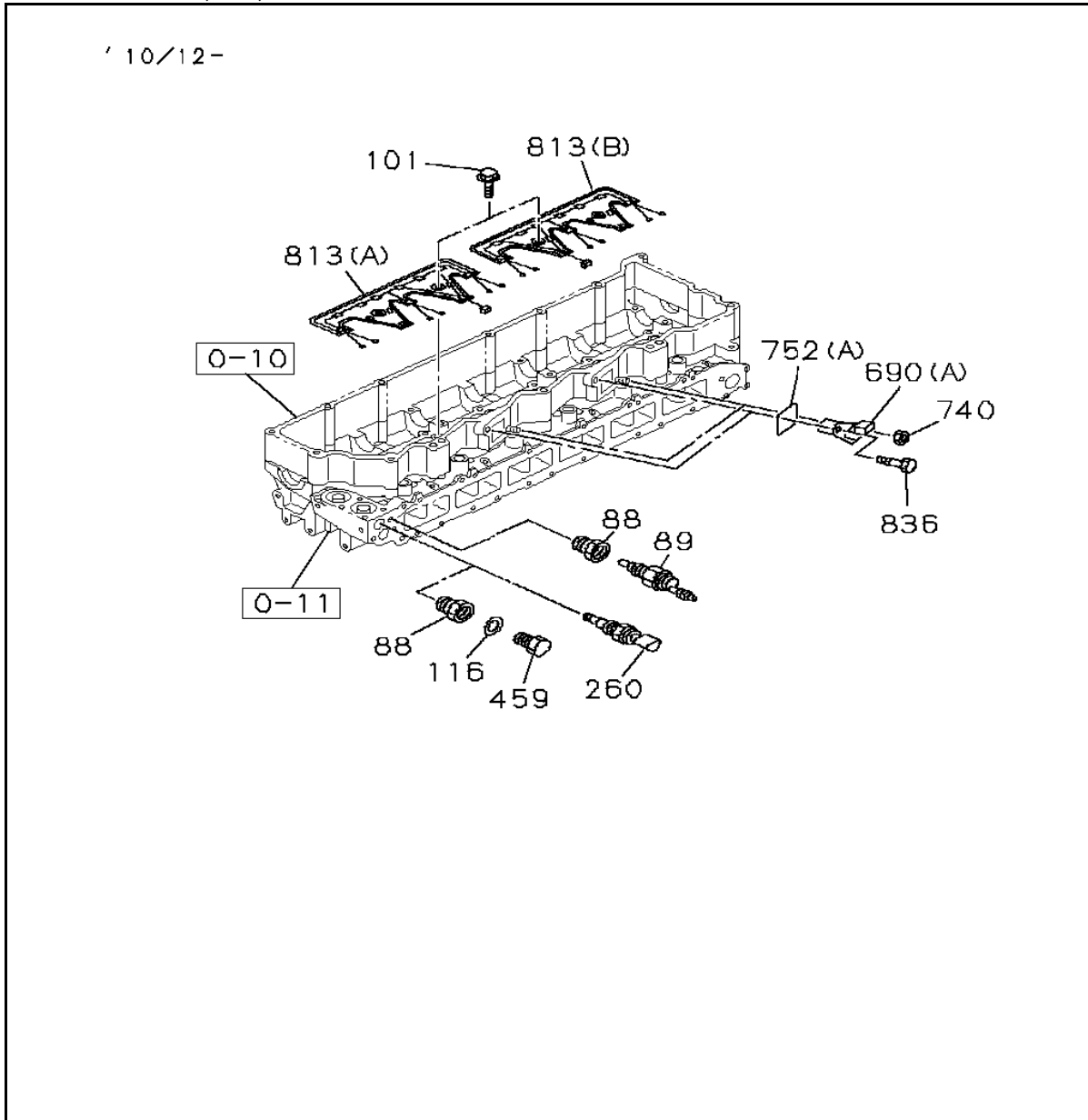
(No.2)



KEY No.	Part no.	qty	Part description
898	1-80220-014-0	1	SENSOR; BOOST

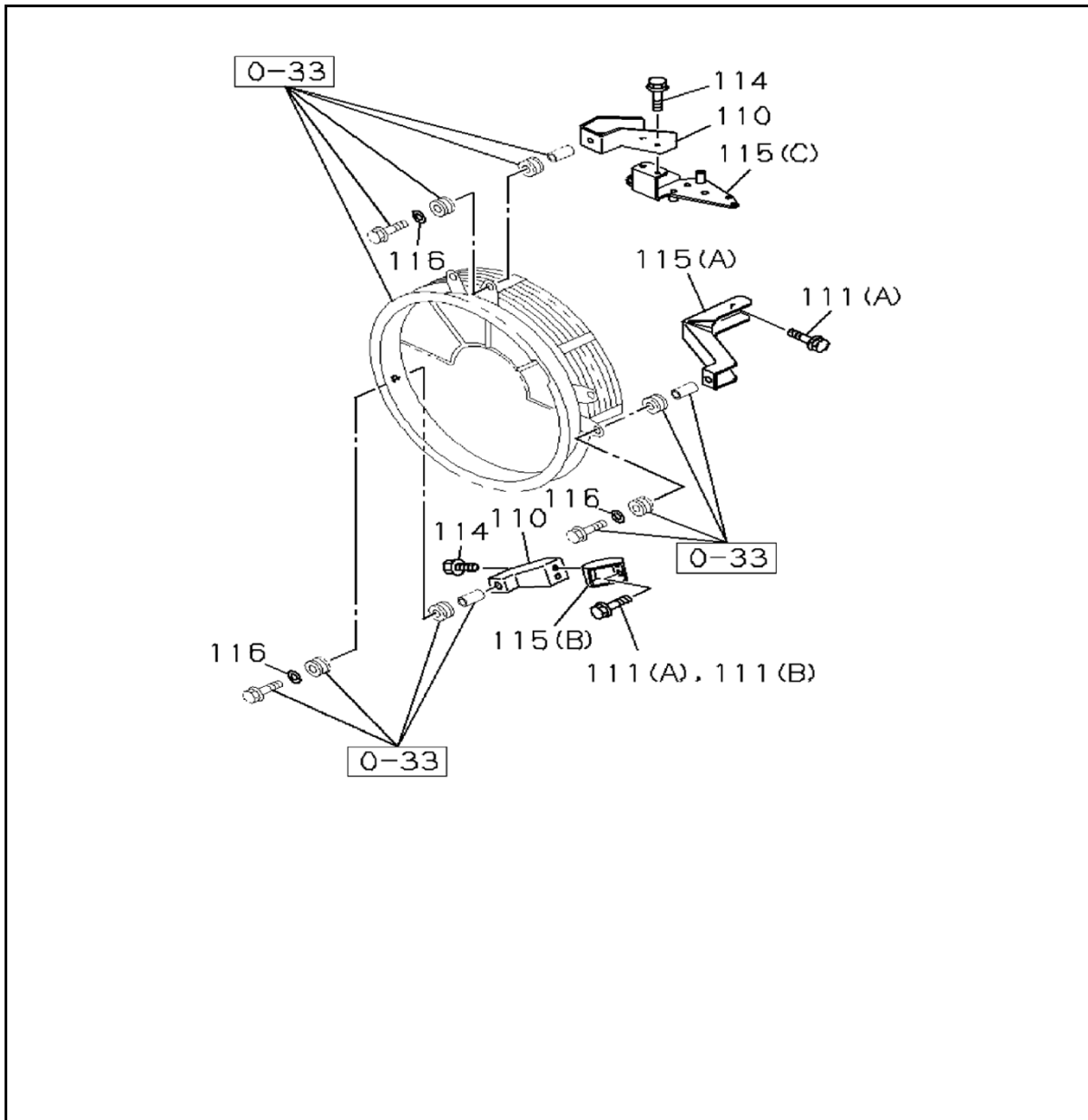
0-60 ENGINE ELECTRICAL CONTROL PARTS

(No.3)



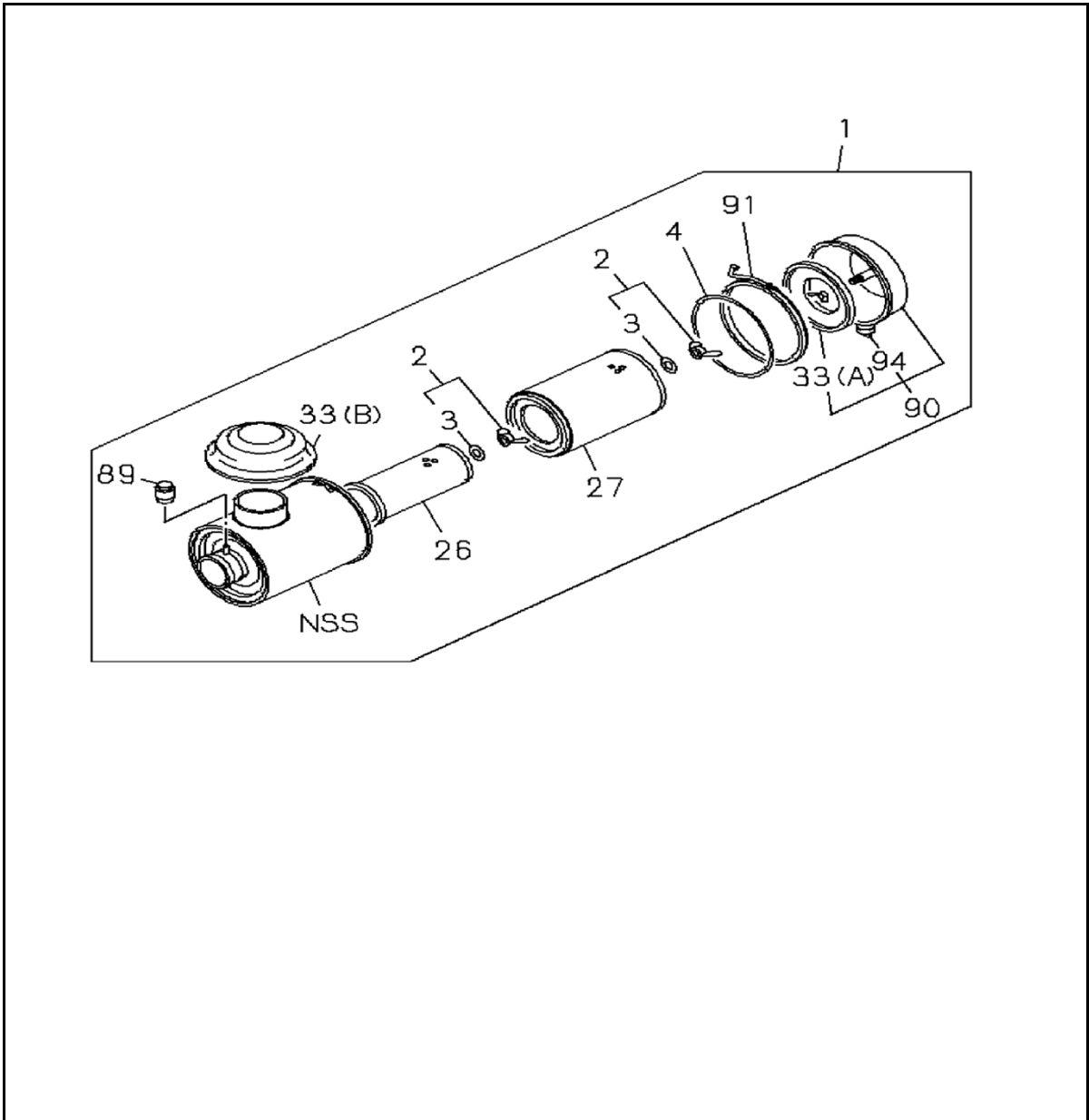
KEY No.	Part no.	qty	Part description
88	8-94396-396-1	1	ADAPTER; SW
89	8-97125-601-1	1	SWITCH; OVER HEAT WARNING
101	0-28650-840-0	4	BOLT; HARNESS
116	9-09571-416-0	1	GASKET; ADAPTER ALSO INCLUDED IN GASKET SET(ENGINE)
260	8-98023-717-0	1	SENSOR; WATER TEMP
459	9-09661-005-0	1	PLUG
690 (A)	8-94390-858-1	2	CONNECTOR
740	0-91180-108-0	2	NUT
752 (A)	8-94391-310-0	2	GASKET ALSO INCLUDED IN GASKET SET(ENGINE)
813 (A)	8-98177-447-0	1	HARNESS; INJECTOR
813 (B)	8-98177-448-0	1	HARNESS; INJECTOR
836	0-28050-812-0	2	BOLT; CONNECTOR M8X12 FLANGE

1-10 RADIATOR



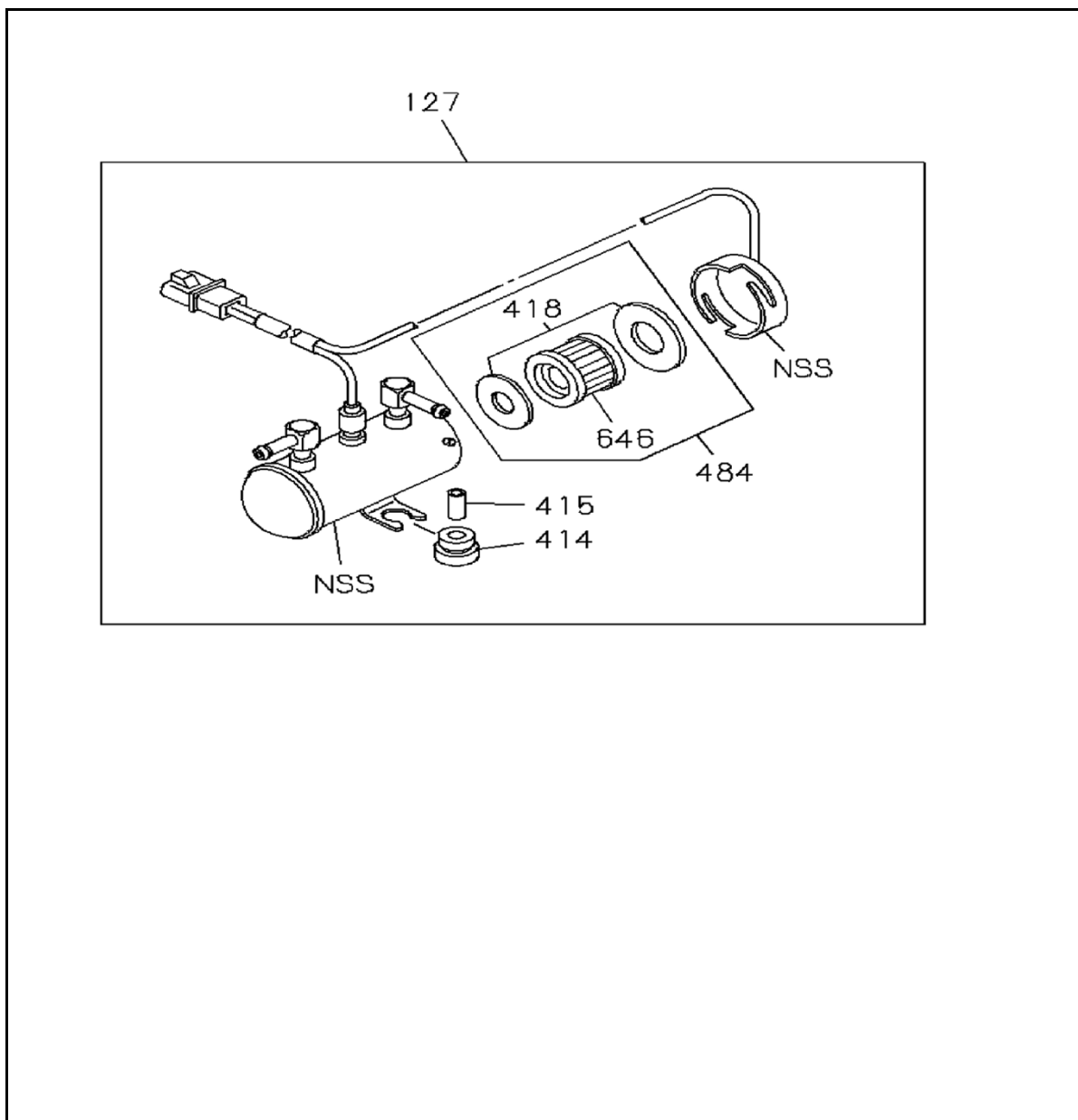
KEY No.	Part no.	qty	Part description
110	8-97375-911-0	2	STAY; FAN GUIDE
111 (B)	0-28651-025-0	2	BOLT; BRKT M10X25 FLANGE
115 (A)	1-21559-445-1	1	BRACKET; FAN GUIDE
115 (B)	1-21559-451-0	1	BRACKET; FAN GUIDE
115 (C)	1-21559-489-1	1	BRACKET; FAN GUIDE

1-30 AIR CLEANER



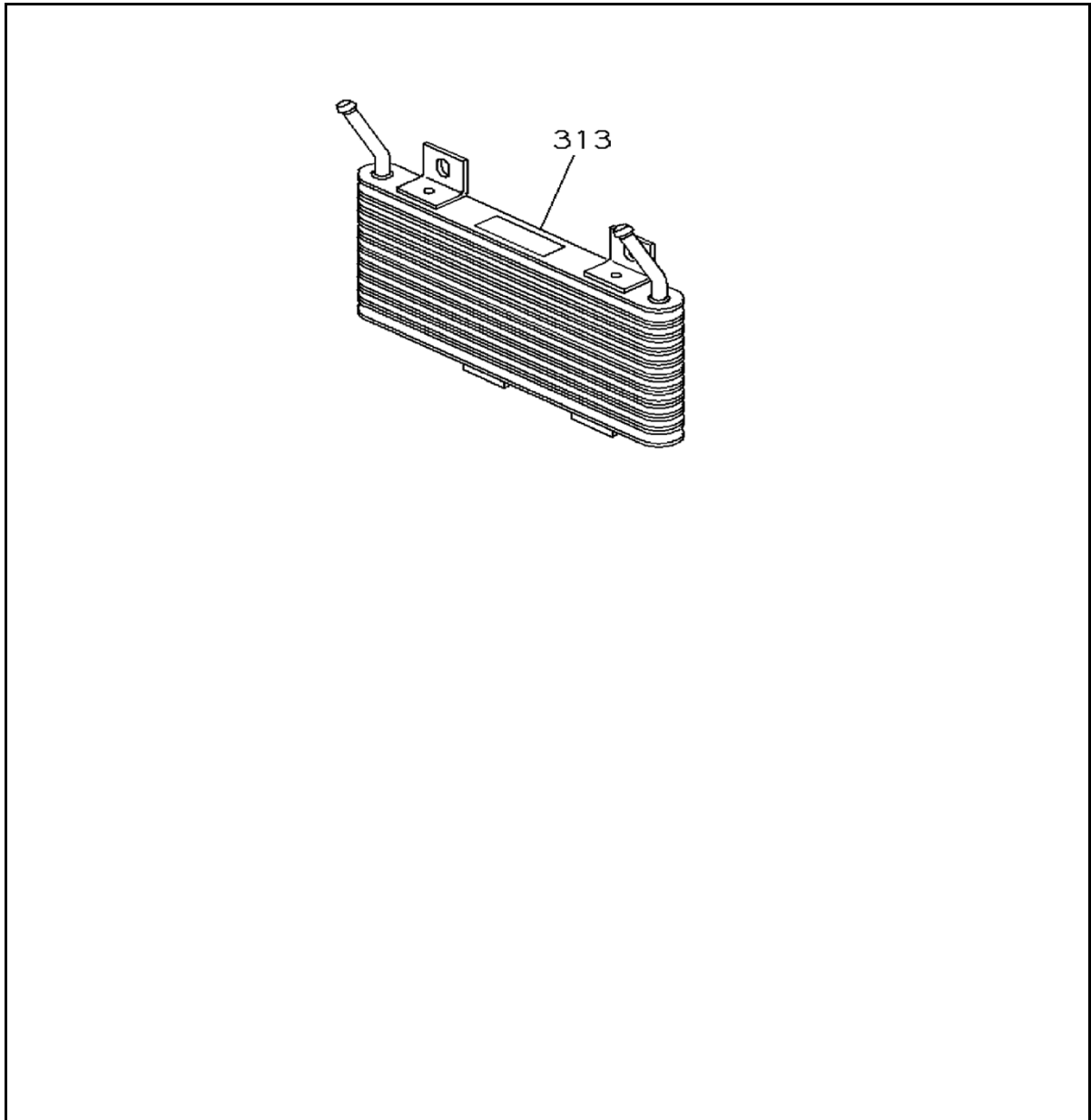
KEY No.	Part no.	qty	Part description
1	1-14210-516-2	1	CLEANER ASM; AIR
2	1-14217-003-0	2	NUT; ELEMENT
3	1-14219-032-0 <9-14219-177-0>	2	WASHER; SEAL,WING NUT
4	9-14219-143-0	1	GASKET; COVER TO BODY
26	1-14215-034-0 <1-14215-034-1>	1	FILTER; ACL,INNER
27	1-14215-046-1 <1-14215-188-0>	1	FILTER; ACL,OUTER
33 (A)	1-14219-200-0	1	BAFFLE; ACL
33 (B)	9-14219-144-0	1	BAFFLE; ACL
89	9-14219-141-0 <1-14219-212-0>	1	INDICATOR; ACL
90	1-14219-114-0	1	CUP; ACL
91	9-14217-060-0	1	CLAMP
94	1-14219-065-0	1	VALVE; VACUATOR

1-40 FUEL TANK



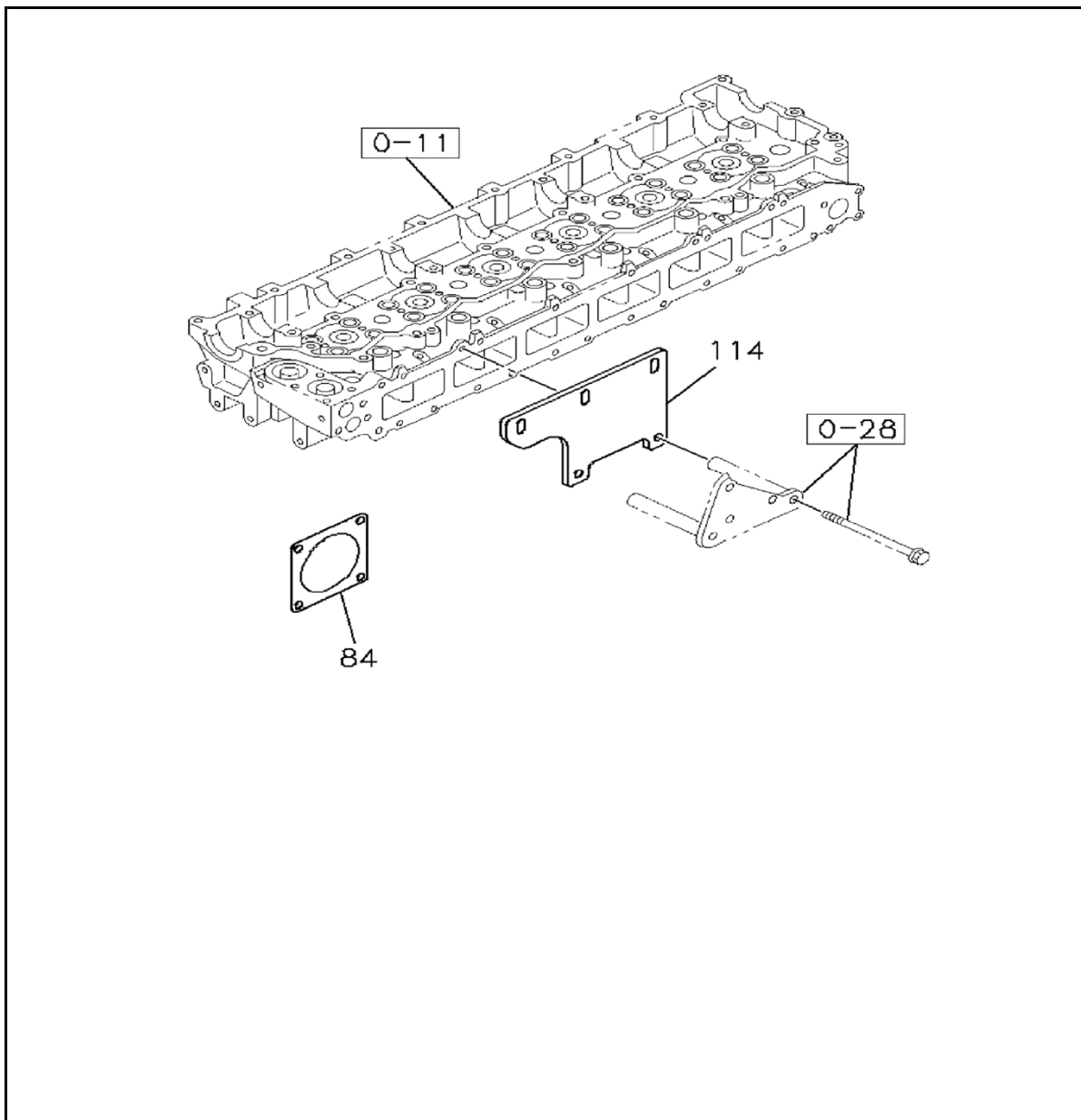
KEY No.	Part no.	qty	Part description
127	8-98009-397-1	1	PUMP ASM; FUEL,ELEC
414	8-97047-266-0	2	GROMMET; PUMP MTG,ELEC FUEL PUMP
415	8-97047-265-0	2	COLLAR; GROMMET,ELEC FUEL PUMP
418	8-98071-404-0	1	GASKET; FUEL PUMP
484	8-94337-022-0 <8-94437-022-0>	1	REPAIR KIT; FUEL PUMP
484	8-98173-165-0	1	REPAIR KIT; FUEL PUMP
646	8-98071-401-0	1	FILTER; FUEL PUMP

1-41 FUEL PIPING; CHASSIS



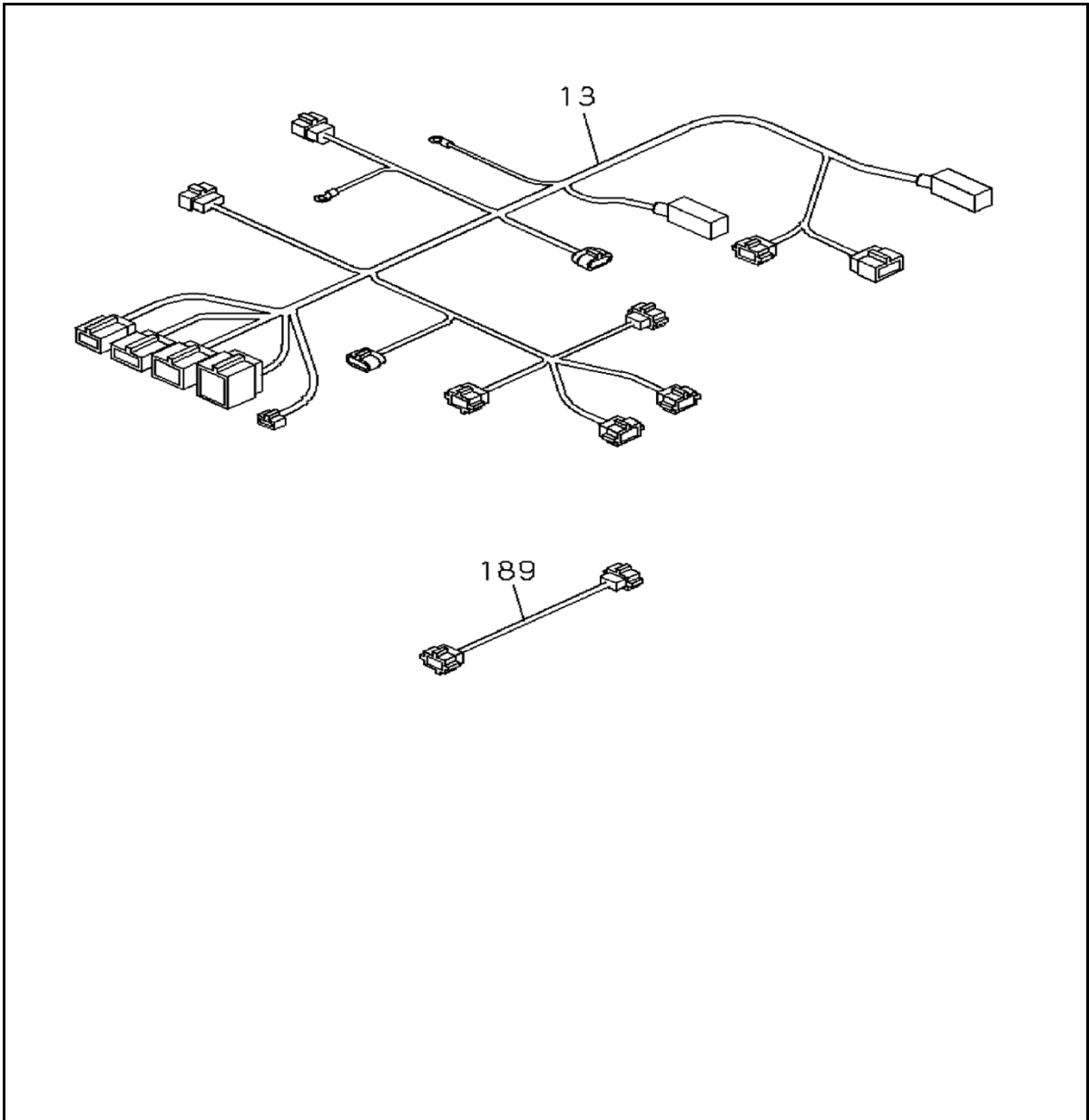
KEY No.	Part no.	qty	Part description
313	8-98170-586-0	1	COOLER ASM; FUEL

1-50 EXHAUST PIPE AND SILENCER



KEY No.	Part no.	qty	Part description
84	1-14145-192-0	1	GASKET; EXH PIPE
114	1-22152-086-0	1	BRACKET; EXH SILENCER

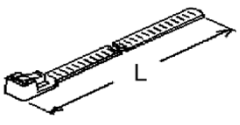
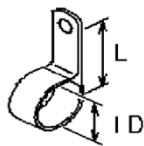
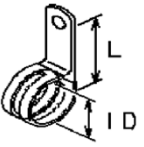
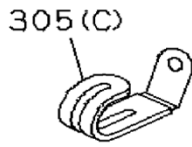

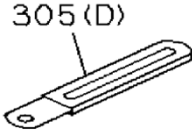
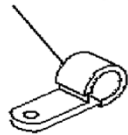
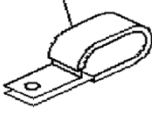
8-10 WIRING HARNESS AND FUSE



KEY No.	Part no.	qty	Part description
13	1-82641-351-6	1	HARNESS; ENG
189	8-98023-148-1	1	HARNESS; EXT

8-15 FIXING PARTS; WIRING HARNESS

(No.1)

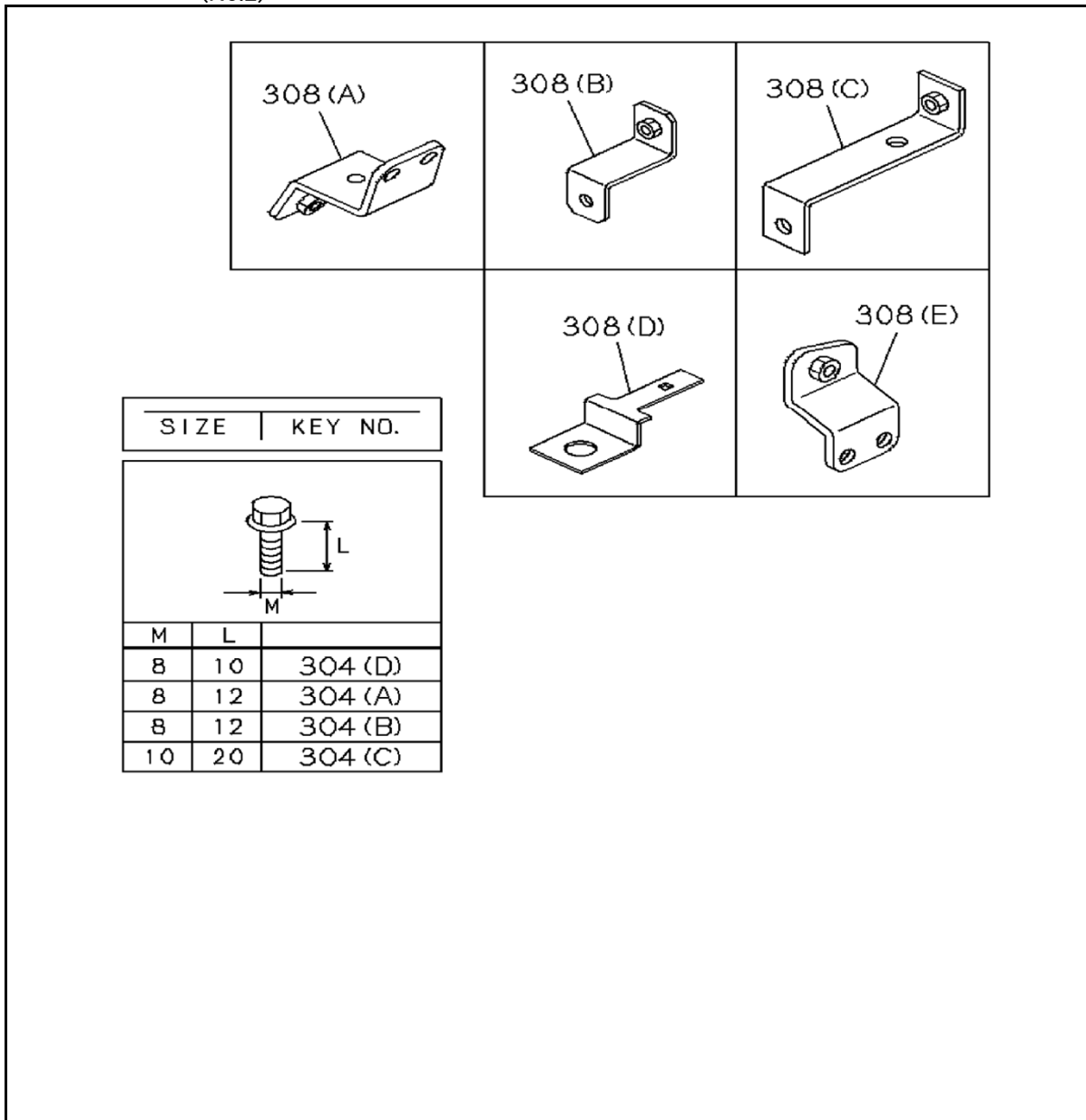
SIZE		KEY NO.
		
L=140		14 (B)
L=250		14 (A)
		
ID	L	
28	30	305 (A)
		
ID	L	
24	32	305 (B)
		
		
		
		
		

KEY No.	Part no.	qty	Part description
14 (A)	5-09707-030-1	2	CLIP; BAND,HARNESS
14 (B)	5-09707-031-1	1	CLIP; BAND,HARNESS
305 (A)	1-09700-607-1 <1-09700-329-1>	1	CLIP; ENG HARNESS ID=28 L=30
305 (B)	1-09700-766-1	1	CLIP; ENG HARNESS ID=24 L=32
305 (C)	5-09700-350-0	3	CLIP; ENG HARNESS ID=12
305 (C)	8-97367-984-1	3	CLIP; ENG HARNESS ID=12
305 (D)	8-94443-021-1	2	CLIP; ENG HARNESS L=100
305 (E)	9-09525-855-0 <0-95235-855-0>	1	CLIP; ENG HARNESS ID=19 L=28
305 (E)	0-95235-855-0	1	CLIP; ENG HARNESS ID=19 L=28
305 (F)	9-09525-886-0 <0-95235-886-0>	2	CLIP; ENG HARNESS ID=19 L=50

KEY No.	Part no.	qty	Part description
305 (F)	0-95235-886-0	2	CLIP; ENG HARNESS ID=19 L=50
305 (G)	9-09917-356-0	1	CLIP; ENG HARNESS ID=19.5X2 L=24.5
305 (H)	8-97367-985-1	2	CLIP; ENG HARNESS ID=18 L=44

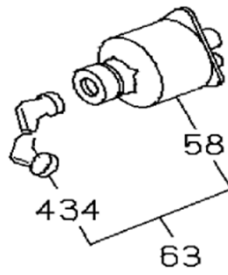
8-15 FIXING PARTS; WIRING HARNESS

(No.2)



KEY No.	Part no.	qty	Part description
304 (A)	0-28050-812-0	7	BOLT; ENG HARNESS CLIP M8X12 FLANGE
304 (A)	0-28050-812-0	6	BOLT; ENG HARNESS CLIP M8X12 FLANGE
304 (B)	0-28050-816-0	5	BOLT; ENG HARNESS CLIP M8X16 FLANGE
304 (C)	0-28151-020-0	2	BOLT; ENG HARNESS CLIP M10X20 FLANGE
304 (D)	0-28050-810-0	1	BOLT; ENG HARNESS CLIP M8X10 FLANGE
308 (A)	8-98025-683-0	3	BRACKET; CLIP,ENG HARNESS
308 (A)	8-98025-683-0	1	BRACKET; CLIP,ENG HARNESS
308 (B)	1-47475-868-0	1	BRACKET; CLIP,ENG HARNESS
308 (C)	1-47477-088-1	1	BRACKET; CLIP,ENG HARNESS
308 (D)	8-97602-870-1	2	BRACKET; CLIP,ENG HARNESS
308 (E)	8-98025-684-0	2	BRACKET; CLIP,ENG HARNESS

8-25 SWITCH AND RELAY; INSTRUMENT PANEL



KEY No.	Part no.	qty	Part description
58	1-82313-005-0 <8-94402-500-0>	1	SWITCH; IGNITION
63	8-94402-500-0	1	SWITCH ASM; STARTER
434	8-94402-498-0	1	KEY; STARTER SW